

***Township of Bensalem***  
***Bucks County, Pennsylvania***  
**2022 Budget**

***Mayor:***

Joseph DiGirolamo

***Council:***

Joseph Pilieri, President  
Joseph Knowles, Vice President  
Edward Kisselback, Secretary  
Jesse Sloane, Member  
Ed Tokmajian, Member

**Approved by Council**

December 6, 2021

# Township of Bensalem



Joseph DiGirolamo  
Mayor

## 2022 BUDGET MESSAGE

To: Township Council  
From: Mayor Joseph DiGirolamo  
Date: December 3, 2021

Pursuant to Section 2-24 of the Code of the Township of Bensalem, on November 10, 2021, I submitted to you my proposed 2022 Municipal Budget. I now submit to you my accompanying Budget Message for my 2022 Municipal Budget.

As I prepare this Budget Message, I reflect upon the challenges our community confronted in 2021. The continuing effects and restrictions COVID-19 Coronavirus Pandemic, the natural disasters of the Summer, and increased costs, shortages, and supply-chain delays of many of the goods, materials and supplies we utilize, have presented challenges to our community that most of us have never before experienced in our lifetimes.

In confronting these challenges, I am proud to say that our Township Government has continued to operate and deliver essential services to our residents efficiently, and without delay or interruption.

In this regard, I am most proud of our Township's First Responders. Their training, experience and dedication to our community was on display in so many different ways in throughout 2021, particularly as our community endured record rainfalls and flooding from a One Hundred Year Storm, a near record wind storm, and an EF3 tornado, all within the span of less than a month. Our First Responders were called on to rescue citizens, secure property, perform search and rescue operations, and render life-saving medical assistance and first-aid, all while continuing to be ever mindful of the possible presence of COVID-19 among our population. As you know, the safety of this community has always been my first priority, and as I watched our brave First Responders in action, I was never more certain or proud of my commitment to supporting and funding all of our Public Safety Personnel.

Similarly, as I toured so many of our neighborhoods in the aftermath of these storms and events, I was equally proud of the efforts of our Public Works Personnel, who worked nearly around the clock to clean up storm debris, reopen roads, and keep our stormwater management facilities functioning, and our Building and Planning Personnel, who work with federal, state and local emergency management personnel to assess damage and who expedited permit applications and property inspections to help our displaced residents get back into their homes.

I could not be more proud of all of our Township Personnel and First Responders for the way that they have performed their duties during and under conditions unlike any they could have ever previously expected.

As is always the case, my Department Heads and I have been continuously monitoring the Township's financial position throughout the year. As I have reminded you many times, this constant review and analysis of our revenues and expenditures, together with continuous analysis and vigilant research for opportunities to find savings and secure grants and other third-party funds, is not a unique response to the pandemic or these natural disasters. Rather, it is the manner in which my Department Heads, our professionals, and I have conducted Township operations since the earliest days of my Administration. As you know, I was a successful local business owner before being elected Mayor, and I have always attempted to run Township government with the same sense of fiscal responsibility that I employed in operating our family business. Our taxpayers deserve no less, and that is why I am proud to advise you that despite all of the challenges presented to the Township this year, my Budget for 2022 once again proposes no increase in any Township taxes.

As I have always said, much has changed in Bensalem from the days when I worked alongside my Father on our family farm on Dunks Ferry Road. Over the course of the past century, Bensalem has grown to become one of the 10 largest communities in all of Pennsylvania, with over 60,000 people residing within the 21 square miles of our Township. Today we have a police force of over 100 officers, an infrastructure of over 144 miles of roads, and nearly 1,400 acres of open space, parks and playgrounds within our borders.

I am proud that during my time as your Mayor, our efforts have led to Bensalem becoming a destination for so many people throughout our region who seek to share in our community's prosperity and unparalleled quality of life, civic attributes that have led to Bensalem attaining national recognition as "1 of the 50 Best Places to Live in America," and as "1 of the 100 Best Communities for Young People." Locally, the *Bucks County Courier Times* lauded our community as a "Model for America". I am equally proud that our community continues, without exception, to welcome and embrace all who wish to be a part of, and to share in, all that Bensalem is and has to offer.

As I stated, above, the safety of this community and its residents has always been my paramount concern. This is certainly reflected in our Bensalem Police, Fire and Emergency Management Services, all of which are the best equipped, most well trained, and most community active of any such departments or squads in the Commonwealth.

Our Police Department has earned and achieved both national and state accreditation. Of the more than 1,100 Police Departments in all of Pennsylvania, only 14 Police Departments can make such a claim. This recognition is reflective of the professionalism, dedication, and hard work of our officers and command staff alike to assure that our policies, practices, and procedures meet the highest levels to which law enforcement officers and departments can be held.

Our Bensalem Rescue Squad, with a staff of 20 full-time and approximately 60 part-time personnel, is the most busy unit in the County, responding to 1 out of every 7 emergency calls

received by the County 911 Dispatch, with an average response time to any location in our community with Advanced Life Support level of care in under 7 minutes, well exceeding the Commonwealth standards for both Basic and Advanced Life Support.

Our team of six volunteer fire companies continue their long history and tradition of service to this community. Through a combination of government funding and their own fund-raising efforts, these brave men and women continue to undergo the training, and to operate and maintain the equipment and facilities necessary, to safely protect and save lives and property throughout our Township. Our Township also employs a complement of full-time firefighters as part of our Bensalem Fire Rescue, all of whom are available to respond to emergency calls anywhere in the Township during those daytime hours when our volunteer companies may not have the manpower available to fully respond to a call.

We continue to operate and maintain our own Township Fire and Emergency Training Facility, right here in Bensalem, constructed so that all of our First Responders would have the ability and facilities to train locally, and to also coordinate training among our Firefighters, Police and EMS for all possible emergencies within the Township.

The service every one of our First Responders provide to this community is the foundation of our success in making and keeping Bensalem a desirable place to live and work.

While we all certainly recognize the importance of Philadelphia to the economy of the region, for a community like Bensalem, located right along the city's border, our proximity to the city also results in great economic challenges to our community, particularly in the areas of law enforcement and crime prevention. Nearly 80% of the individuals arrested in Bensalem are not, in fact, residents of Bensalem. They have travelled into our community from other places, mostly from Philadelphia, to traffic in drugs or to commit other crimes. A tremendous amount of our Police resources is spent simply to prevent crime, and to arrest criminals, that come into Bensalem from across our border with Philadelphia.

Maintaining the safety of this community and its residents does come at a cost, a cost that represents 68% of our overall 2022 Township Budget. I am pleased to report that as a result of the decisions and policies of my administration, in 2022 we will be able to fund and maintain our Police, Fire and Emergency Medical Services at their current levels of service, levels that must be maintained, and even expanded upon, if we are to maintain the safety and quality of life we enjoy in our community. We must remain ever vigilant both today and into the future.

I am proud to say that the quality of life we enjoy today, and the quality of governmental services that the Township delivers to its residents, have greatly improved over the past quarter century. As I have shared with you in the past, when I was first sworn in as Mayor in 1994, the Township was in severe financial distress, facing a budget deficit, runaway expenditures, a significant tax increase, and poor revenue projections. Upon being sworn into office, I opened the budget and immediately rolled back the tax increase that had been put into place by the outgoing administration. I cut expenditures from that budget, and I instituted a strong financial management and investment policy for the future fiscal growth of the Township. I also instituted a plan to improve our decaying infrastructure through sound capital expenditures.

In the years that immediately followed, the Township undertook major capital improvement projects to improve our system of roads and improve the flow of traffic throughout the Township. Every Township road was repaved at a total cost of \$25 million, and eight different intersections involving State Highways were enlarged and improved at a cost to the Township of \$8.5 million.

More recently, in our continued efforts to improve traffic flow and traffic safety throughout the Township, we have undertaken the installation of an Adaptive Traffic Signal System along Street Road, Hulmeville Road, Rockhill Road, and Bristol Pike. This 21<sup>st</sup> century technology adjusts and changes the timing and phasing of the traffic signals along these roadways, based upon the real time traffic volumes and conditions at each of the improved intersections, to respond to the actual traffic conditions that arise throughout the day. My 2022 Budget includes continued funding for these efforts along Hulmeville Road and along Bristol Pike as we near completion of this project.

As 2020 saw the completion of the second Township-Wide Road Repaving Project undertaken by the Township during my time as your Mayor, I can state with great confidence that few if any roads, have completed the repaving of their entire community twice in the span of 25 years! Furthermore, this past year saw us begin our third Township-Wide Road Repaving Project, as 11 miles of Township roads and streets were repaved, including Neshaminy Boulevard, Knights Road, Park Avenue, Hollandale Drive and Byberry Road.

During my time as Mayor, the Township has also embarked on a number of projects and initiatives aimed at improving the quality of life in our community.

We built, expanded and developed our Bensalem Central Park, including the construction of our Amphitheater that today serves as the centerpiece of our Summer Concert Series and our Fall Festival Community Pride Celebration.

We rebuilt neighborhood playgrounds and constructed both the Bensalem Community Park and Firefighters' Field Complex to provide much needed sports and recreation opportunities to our residents, especially our youth. This past year we also performed extensive repairs and rebuild of our Imaginationland Playground. Imaginationland, built through a partnership with the Bensalem Kiwanis, provides recreation opportunities to children of all abilities within our community.

As I prepare this Message, we are preparing to dedicate the recently acquired Trifecta Sporting Club property as First Responders Field. The planned improvements to this nearly 18-acre Township recreation facility are well underway, including field restoration, new irrigation systems, new bleachers, and repaving of the parking areas. Upon completion, this facility will provide yet another recreation facility for the youth of Bensalem, and its preservation as open space in this residential area will maintain and enhance the quality of life for the Trevoise neighborhood of our community for years to come.

During my time in office, we constructed a brand new Senior Citizen Center at a cost of \$1.6 million, and we partnered in the construction of the Ashland Manor, Gravel Pike, Presbyterian Homes and Somerton Court Senior Housing Facilities that provide quality, affordable housing for

our growing population of senior citizens. This past year we cut the ribbon on the Bensalem Veterans Housing Residence on Mechanicsville Road. This facility, constructed on land that was provided by the Township, provides affordable housing for age and income qualified Veterans of our Armed Forces, the first project of its kind in Bucks County and one that is long overdue for our Veterans.

Well over 200 acres of open space have been preserved by and through the Township during my time as your Mayor, increasing the total Township Open Space to well over 1,300 acres. I am proud to note that we just preserved another 8 acres of open space along Park Avenue that, as in the case of the Trifecta property, is land that had been earmarked for housing that, instead, has now been permanently preserved as Township Open Space.

Over the years, open space acquired by the Township has been used for active recreation, such as Firefighters' Field, Bensalem Community Park, for passive recreation such as Central Park and Newport Park, and for green belts along the Poquessing Creek, Neshaminy Creek and Delaware River. Most importantly, this land has been forever preserved from future development and will instead continue to contribute to the high quality of life we enjoy in Bensalem Township. Our Township Trail system, which includes the Bensalem Greenway in our Riverfront Renaissance District, and our recently completed Central Park Trail System that now connects Central Park directly with Hulmeville Road and Imaginationland, are also amenities that enhance the enjoyment of our community by so many of our residents.

This past year also saw the installation of lights at the Drew Hacker Memorial Softball Field in Bensalem Community Park, making this the first lighted athletic field in the Township designated exclusively for use as women's athletics facility.

As demand for new and expanded recreation facilities and opportunities continues, my budget for 2022 includes \$100,000 earmarked to resurface the Bensalem Community Park Outdoor Hockey Rink, and \$400,000 for the design and installation of a Spray Water Park within the community.

Stormwater management continues to be at the forefront of our future capital projects. In 2020, we were able to construct and place into operation the first phase of the Ogden Avenue/Cornwells Stormwater and Basin Project, improving and alleviating many stormwater management problems that have long plagued the Cornwells Heights and Eddington neighborhoods, two of the oldest neighborhoods in our Township. Last year we continued our efforts in these neighborhoods with the upgrade and replacement of concrete curb radii to further improve stormwater flow and reduce ponding and flooding in these neighborhoods. As 2022 begins, the installation of new stormwater management facilities in and around Woodbine Avenue will take place, and as engineering and coordination with PennDOT and PECO are currently underway for the construction of new stormwater facilities in Hulmeville Road and in the area of the Bensalem Country Club, my budget includes monies earmarked for these improvements designed to alleviate stormwater issues along and near Hulmeville Road.

My budget for 2022 includes \$4.7 million earmarked for storm sewer repairs utilizing the American Rescue Plan Act of 2021 (ARPA) funds provided by the federal government. To that end, our engineers continue to both to identify and implement plans and facilities throughout the

Township, especially in light of the flooding experienced during the One Hundred Year Storm this past July.

Chief among the targeted areas remains the State Road corridor, especially within our Delaware River Renaissance District, another area of the Township that has experienced repeated flooding problems for years. The stormwater management improvements made in the past two years have significantly reduced the road flooding problems on State Road near Street Road, and we are currently coordinating with PennDOT and private property owners to identify, design, engineer and construct additional stormwater facilities along State Road that will alleviate and remediate, to the extent possible, other ponding and flooding issues in that area during 2022 and beyond.

All of these improvements and projects, both past and more recent, have all contributed to the development of an expanded and improved housing base within our community, a stronger business climate in Bensalem, a significant boost to our local and regional reputation, and a strong sense of community pride.

As a result of the fiscally responsible decisions and policies of my administration, heading into 2022 the Township's fiscal position is, and remains, strong and stable.

We have not only successfully weathered the economic challenges of the past that saw our nation experience some of the worst economic conditions since the Great Depression, but we are also successfully weathering the challenges brought on today by the effects of the continuing Coronavirus Pandemic.

In the process, we have achieved and maintain both the short and long term financial stability necessary to maintain and improve our already strong credit rating of Aa1. Contributing to our financial stability and this strong credit rating are our conservative budgeting style, a tax base growth rate that is on an upward trend, a general fund balance that meets general accounting standards, and a Township liquidity that remains solid. Further, as I reminded you above, my Directors and I constantly study and analyze our operations to assure that we remain efficient, and, as always, we continue to look to find ways that our Township government can "do more with less."

These policies and practices of my administration not only have made and kept our financial position strong, but they have also allowed us to provide all of the government services our residents continue to receive and enjoy, and to accomplish the many capital and community projects detailed above, without any increase in Township property taxes during the 28 years that I have been your Mayor. I am proud, once again, to report to you that this remains unchanged in the coming year, as my 2022 Budget proposes no increase in our Township property taxes.

The benefits of holding the line on property taxes are obvious for most Bensalem residents and businesses. As I have shared in the past, however, there are added benefits that may not be quite as obvious. For instance, by holding the line on property taxes, we have allowed the more senior members of our population, especially those on fixed incomes, to age in place without being taxed out of their homes. Furthermore, as we continue to weather the effects of the global pandemic, those members of our community hit hardest by the Governor's Orders, especially those on tight

budgets or enduring extended periods of unemployment, are able to focus their energies and priorities towards getting back on their feet without having to contend with the added burden of a Township property tax increase.

In that same regard, I am extremely pleased to report that I am proposing to continue the Homeowners' Assistance Grant for 2022 at \$300.00. As of the date of this Message, Bensalem will have returned over \$46 million dollars to its residents over the life of the Homeowners Assistance Grant Program, and with the funding I am proposing for 2022, that figure will increase to over \$50 million. I am proud to have fought in Harrisburg, alongside Senator Tomlinson and then Representative DiGirolamo, for the inclusion of the Casino Host Fees in the State Gaming Laws, and I am proud that **Bensalem remains the only community in Pennsylvania that provides any Casino Host Fee monies directly to its residents.**

Bensalem is a proud, dynamic, diverse and vibrant community. While our strong financial position, the unparalleled services we provide, and the ambitious public works projects we pursue all contribute to our success as a community, our prosperity as a community is not dictated by just these factors alone. Ultimately, it is the people of this community that make it a great place to live, work, worship and raise family. The ongoing involvement, commitment and support of our residents and business partners are essential to Bensalem's continued success and our recognition as a strong and unified community.

In closing, I would like to once again thank my staff for their hard work, support and dedication. Without them, the many successes we have accomplished for the people of Bensalem over the years would not have been possible, and certainly the Township's ability to continue to respond throughout the pandemic to previously unimaginable issues, and to maintain, without interruption, the exceptional levels of service that our residents and businesses both expect and deserve, is a testament to all of their dedication and hard work.

I must also take this opportunity to once again thank the members of Township Council, past and present, who have given me their support though the years, and especially to our current Township Council, all of whom have given me their counsel, cooperation and support throughout the Coronavirus crisis. I believe that together we have been successful in our efforts to make and keep Bensalem a community with quality of life of which we can all be proud.

Bensalem's future remains bright, and I am grateful to have the opportunity and the privilege to continue to lead this community into that bright future.

Thank you.



**Township of Bensalem**  
**2022 Budget**  
**Table of Contents**

	<b>Page #</b>
<b>Budget Recap - All Funds</b> .....	<b>1</b>
<b>Chart Tax Millage</b> .....	<b>3-A</b>
<b>Chart Average Real Estate Taxes Last 10 Years</b> ...	<b>3-B</b>
<b>Budget Recap - General Fund</b> .....	<b>4</b>
<b>Chart Revenue Sourcing Current</b> .....	<b>4-A</b>
<b>Chart Expenditures by Department</b> .....	<b>4-B</b>
<b>Revenue</b> .....	<b>5</b>
<b>Expenses: Administration</b> .....	<b>6</b>
<b>Finance</b> .....	<b>7</b>
<b>Tax Collector</b> .....	<b>8</b>
<b>Municipal Building</b> .....	<b>9</b>
<b>Public Safety - Police</b> .....	<b>10</b>
<b>Public Safety - Fire</b> .....	<b>11</b>
<b>Building and Planning</b> .....	<b>12</b>
<b>Public Works</b> .....	<b>13</b>
<b>Non-Departmental</b> .....	<b>14</b>
<b>Street Light Fund</b> .....	<b>15</b>
<b>Fire Companies Fund</b> .....	<b>16</b>
<b>Rescue Squad Fund</b> .....	<b>17</b>
<b>Parks &amp; Recreation Fund</b> .....	<b>18</b>
<b>Country Club Fund</b> .....	<b>19</b>
<b>Road Machinery Fund</b> .....	<b>21</b>
<b>Capital Improvement Fund</b> .....	<b>22</b>
<b>Sinking Fund</b> .....	<b>23</b>
<b>Trust Fund</b> .....	<b>24</b>
<b>State Highway Aid Fund</b> .....	<b>25</b>
<b>Treasury Federal Forfeitures Fund</b> .....	<b>26</b>
<b>Impact Fee Zone 1 Fund</b> .....	<b>27</b>
<b>Impact Fee Zone 2 Fund</b> .....	<b>28</b>
<b>Impact Fee Zone 3 Fund</b> .....	<b>29</b>
<b>Impact Fee Zone 4 Fund</b> .....	<b>30</b>
<b>Impact Fee General Fund</b> .....	<b>31</b>
<b>Impact Fee Recreation Improvement Fund</b> .....	<b>32</b>
<b>Justice Federal Forfeitures Fund</b> .....	<b>33</b>
<b>Police Activities League Fund (PAL)</b> .....	<b>34</b>
<b>Building a Better Bensalem Fund</b> .....	<b>35</b>
<b>Community Development Fund</b> .....	<b>36</b>
<b>Towns Against Graffiti Fund (TAG)</b> .....	<b>37</b>
<b>Community Spirit Fund</b> .....	<b>38</b>
<b>Budget Projection: All Funds</b> .....	<b>39</b>

# Township of Bensalem

## 2022 Budget Recap - All Funds

	Actual 12/31/20	2021 Budget	Actual 9/30/21	Projected 12/31/21	2022 Budget
<b>1 General Fund</b>					
Operating Revenues	48,988,469	49,008,400	35,230,068	49,518,536	49,098,000
Less Operating Expenses	(11,309,198)	(27,163,949)	3,310,328	(14,094,127)	(14,524,700)
Less Wages and Benefit Expense	(33,193,908)	(24,164,251)	(33,103,210)	(31,963,151)	(38,031,000)
<b>Subtotal</b>	<b>4,485,362</b>	<b>(2,319,800)</b>	<b>5,437,186</b>	<b>3,461,257</b>	<b>(3,457,700)</b>
Transfer In Revenue	869,000	892,500	783,604	892,500	950,000
Less Transfers Out Expense	(4,725,000)	(7,649,100)	(4,840,000)	(5,649,100)	(5,648,600)
<b>Operating Income</b>	<b>629,362</b>	<b>(9,076,400)</b>	<b>1,380,790</b>	<b>(1,295,343)</b>	<b>(8,156,300)</b>
<b>Ending Balance</b>	<b>22,548,408</b>	<b>10,094,567</b>	<b>23,929,197</b>	<b>21,253,065</b>	<b>13,096,765</b>
<b>2 Street Light</b>					
Operating Revenues	699,445	645,100	663,245	673,306	645,100
Less Operating Expenses	(635,166)	(686,900)	(494,193)	(627,914)	(687,800)
Less Wages and Benefit Expense	(126,254)	(135,200)	(87,341)	(120,802)	(140,500)
<b>Operating Income</b>	<b>(61,975)</b>	<b>(177,000)</b>	<b>81,711</b>	<b>(75,410)</b>	<b>(183,200)</b>
<b>Ending Balance</b>	<b>1,138,035</b>	<b>947,856</b>	<b>1,219,746</b>	<b>1,062,625</b>	<b>879,424</b>
<b>3 Street Light - LED Project</b>					
Operating Revenues	-	-	-	-	-
Less Operating Expenses	-	(74,100)	-	-	(74,100)
<b>Operating Income</b>	<b>-</b>	<b>(74,100)</b>	<b>-</b>	<b>-</b>	<b>(74,100)</b>
<b>Ending Balance</b>	<b>203,654</b>	<b>55,454</b>	<b>203,654</b>	<b>203,654</b>	<b>129,554</b>
<b>4 Fire Companies</b>					
Operating Revenues	2,174,438	2,158,200	2,089,713	2,117,124	2,111,900
Less Operating Expenses	(2,172,876)	(2,158,200)	(397,488)	(2,138,595)	(2,111,900)
<b>Operating Income</b>	<b>1,562</b>	<b>0</b>	<b>1,692,224</b>	<b>(21,471)</b>	<b>0</b>
<b>Ending Balance</b>	<b>27,470</b>	<b>6,000</b>	<b>1,719,695</b>	<b>6,000</b>	<b>6,000</b>
<b>5 Rescue Squad</b>					
Operating Revenues	1,097,205	1,083,500	1,069,657	1,086,293	1,083,500
Less Operating Expenses	(1,096,926)	(1,083,500)	(22,650)	(1,099,878)	(1,083,500)
<b>Operating Income</b>	<b>280</b>	<b>0</b>	<b>1,047,007</b>	<b>(13,585)</b>	<b>0</b>
<b>Ending Balance</b>	<b>16,585</b>	<b>3,000</b>	<b>1,063,593</b>	<b>3,000</b>	<b>3,000</b>
<b>6 Parks &amp; Recreation</b>					
Operating Revenues	1,913,406	2,209,800	2,028,618	2,034,464	2,209,800
Less Operating Expenses	(550,920)	(1,127,700)	(637,260)	(809,341)	(1,493,200)
Less Wages and Benefit Expense	(1,049,651)	(1,375,700)	(842,734)	(1,101,024)	(1,459,400)
<b>Subtotal</b>	<b>312,835</b>	<b>(293,600)</b>	<b>548,624</b>	<b>124,099</b>	<b>(742,800)</b>
Less Transfers Out Expense	(100,000)	(100,000)	(100,000)	(100,000)	(100,000)
<b>Operating Income</b>	<b>212,835</b>	<b>(393,600)</b>	<b>448,624</b>	<b>24,099</b>	<b>(842,800)</b>
<b>Ending Balance</b>	<b>2,235,373</b>	<b>1,615,787</b>	<b>2,683,997</b>	<b>2,259,473</b>	<b>1,416,673</b>
<b>7 Country Club</b>					
Operating Revenues	2,395,730	2,697,600	2,381,290	2,580,090	2,883,300
Less Operating Expenses	(967,187)	(1,322,500)	(797,848)	(1,034,679)	(1,412,600)
Less Wages and Benefit Expense	(1,058,818)	(1,501,600)	(888,590)	(1,230,719)	(1,616,000)
<b>Subtotal</b>	<b>369,726</b>	<b>(126,500)</b>	<b>694,852</b>	<b>314,692</b>	<b>(145,300)</b>
Transfer In Revenue	-	600,000	-	-	250,000
Less Transfers Out Expense	(100,000)	(100,000)	(100,000)	(100,000)	(100,000)
<b>Operating Income</b>	<b>269,726</b>	<b>373,500</b>	<b>594,852</b>	<b>214,692</b>	<b>4,700</b>
Capital Outlay	(44,062)	(700,000)	(8,485)	(46,485)	(400,000)
<b>Ending Balance</b>	<b>1,301,844</b>	<b>848,089</b>	<b>1,888,211</b>	<b>1,470,051</b>	<b>1,074,751</b>

All Funds Recap

**Township of Bensalem**  
**2022 Budget Recap - All Funds**

	Actual 12/31/20	2021 Budget	Actual 9/30/21	Projected 12/31/21	2022 Budget
<b>8 Road Machinery</b>					
Operating Revenues	347,620	350,300	319,378	352,856	350,300
Less Operating Expenses	(133,848)	(281,100)	(269,476)	(284,596)	(358,100)
<b>Operating Income</b>	<b>213,772</b>	<b>69,200</b>	<b>49,902</b>	<b>68,260</b>	<b>(7,800)</b>
<b>Ending Balance</b>	<b>286,668</b>	<b>359,215</b>	<b>336,570</b>	<b>354,929</b>	<b>347,129</b>
<b>9 Capital Improvement</b>					
Operating Revenues	118,275	3,159,000	571,413	589,534	8,028,800
Less Operating Expenses	(5,960,261)	(12,855,200)	(1,443,287)	(4,472,094)	(11,831,700)
<b>Subtotal</b>	<b>(5,841,986)</b>	<b>(9,696,200)</b>	<b>(871,874)</b>	<b>(3,882,560)</b>	<b>(3,802,900)</b>
Transfer In Revenue	3,450,200	3,000,000	-	-	1,549,800
Less Transfers Out Expense	-	(600,000)	-	-	(250,000)
<b>Operating Income</b>	<b>(2,391,786)</b>	<b>(7,296,200)</b>	<b>(871,874)</b>	<b>(3,882,560)</b>	<b>(2,503,100)</b>
<b>Ending Balance</b>	<b>7,080,404</b>	<b>45,871</b>	<b>6,208,531</b>	<b>3,197,844</b>	<b>694,745</b>
<b>10 Sinking</b>					
Operating Revenues	5,902	6,000	14,707	22,060	10,000
Less Operating Expenses	(4,305,843)	(4,843,400)	(4,506,449)	(4,843,400)	(4,846,100)
<b>Subtotal</b>	<b>(4,299,942)</b>	<b>(4,837,400)</b>	<b>(4,491,742)</b>	<b>(4,821,340)</b>	<b>(4,836,100)</b>
Transfer In Revenue	4,225,000	4,840,000	4,840,000	4,840,000	4,839,500
<b>Operating Income</b>	<b>(74,942)</b>	<b>2,600</b>	<b>348,258</b>	<b>18,660</b>	<b>3,400</b>
<b>Ending Balance</b>	<b>13,098</b>	<b>4,221</b>	<b>361,356</b>	<b>31,758</b>	<b>35,158</b>
<b>11 Trust Fund</b>					
Operating Revenues	1,630,684	809,100	-	809,100	809,100
Less Operating Expenses	(89,640)	(80,000)	-	(80,000)	(80,000)
<b>Subtotal</b>	<b>1,541,044</b>	<b>729,100</b>	<b>-</b>	<b>729,100</b>	<b>729,100</b>
Transfer In Revenue	500,000	500,000	-	500,000	500,000
Less Transfers Out Expense	(3,450,200)	(1,000,000)	-	-	(1,549,800)
<b>Operating Income</b>	<b>(1,409,156)</b>	<b>229,100</b>	<b>-</b>	<b>1,229,100</b>	<b>(320,700)</b>
<b>Ending Balance</b>	<b>45,666,432</b>	<b>44,224,688</b>	<b>45,666,432</b>	<b>46,895,532</b>	<b>46,574,832</b>
<b>12 State Highway Aid</b>					
Operating Revenues	1,812,941	1,728,100	1,535,778	1,538,859	1,513,400
Less Operating Expenses	(1,087,937)	(1,046,600)	(718,546)	(937,873)	(1,183,600)
<b>Subtotal</b>	<b>725,004</b>	<b>681,500</b>	<b>817,232</b>	<b>600,986</b>	<b>329,800</b>
Less Transfers Out Expense	(669,000)	(692,500)	(583,604)	(692,500)	(750,000)
<b>Operating Income</b>	<b>56,004</b>	<b>(11,000)</b>	<b>233,628</b>	<b>(91,514)</b>	<b>(420,200)</b>
<b>Ending Balance</b>	<b>642,114</b>	<b>549,254</b>	<b>875,742</b>	<b>550,600</b>	<b>130,400</b>
<b>13 Treasury Federal Forfeitures</b>					
Operating Revenues	802	600	308	308	-
Less Operating Expenses	-	(73,900)	(73,519)	(73,519)	-
<b>Operating Income</b>	<b>802</b>	<b>(73,300)</b>	<b>(73,210)</b>	<b>(73,210)</b>	<b>-</b>
<b>Ending Balance</b>	<b>73,320</b>	<b>18</b>	<b>110</b>	<b>110</b>	<b>110</b>
<b>14 Impact Fees</b>					
Operating Revenues	144,042	3,200	5,773	7,167	3,200
Less Transfers Out Expense	-	-	-	-	-
<b>Operating Income</b>	<b>144,042</b>	<b>3,200</b>	<b>5,773</b>	<b>7,167</b>	<b>3,200</b>
<b>Ending Balance</b>	<b>506,065</b>	<b>417,072</b>	<b>511,838</b>	<b>513,233</b>	<b>516,433</b>

**All Funds Recap**

**Township of Bensalem**  
**2022 Budget Recap - All Funds**

	Actual 12/31/20	2021 Budget	Actual 9/30/21	Projected 12/31/21	2022 Budget
<b>15 P&amp;R Impact Fees</b>					
Operating Revenues	11,990	1,500	88,906	89,541	1,500
Less Operating Expenses	(3,511)	(180,000)	(125,231)	(125,231)	(147,000)
<b>Operating Income</b>	<b>8,479</b>	<b>(178,500)</b>	<b>(36,325)</b>	<b>(35,690)</b>	<b>(145,500)</b>
<b>Ending Balance</b>	<b>185,775</b>	<b>5,259</b>	<b>149,450</b>	<b>150,085</b>	<b>4,585</b>
<b>16 Justice Federal Forfeitures</b>					
Operating Revenues	51,752	-	91,784	92,564	-
Less Operating Expenses	(328,901)	(130,900)	(117,794)	(120,294)	(115,400)
<b>Subtotal</b>	<b>(277,149)</b>	<b>(130,900)</b>	<b>(26,010)</b>	<b>(27,731)</b>	<b>(115,400)</b>
Less Transfers Out Expense	(18,842)	(70,000)	-	(70,000)	(70,000)
<b>Operating Income</b>	<b>(295,991)</b>	<b>(200,900)</b>	<b>(26,010)</b>	<b>(97,731)</b>	<b>(185,400)</b>
<b>Ending Balance</b>	<b>285,216</b>	<b>25</b>	<b>259,205</b>	<b>187,485</b>	<b>2,085</b>
<b>17 P. A. L.</b>					
Operating Revenues	47,229	45,400	5,941	6,104	45,400
Less Operating Expenses	(12,600)	(106,900)	(25,083)	(35,000)	(79,600)
<b>Operating Income</b>	<b>34,629</b>	<b>(61,500)</b>	<b>(19,143)</b>	<b>(28,896)</b>	<b>(34,200)</b>
<b>Ending Balance</b>	<b>63,138</b>	<b>54</b>	<b>43,996</b>	<b>34,243</b>	<b>43</b>
<b>18 Building a Better Bensalem</b>					
Operating Revenues	13,876	6,200	12,651	12,802	6,200
Less Operating Expenses	(13,760)	(58,000)	(16,479)	(18,000)	(58,000)
<b>Operating Income</b>	<b>115</b>	<b>(51,800)</b>	<b>(3,828)</b>	<b>(5,198)</b>	<b>(51,800)</b>
<b>Ending Balance</b>	<b>57,901</b>	<b>9,749</b>	<b>54,073</b>	<b>52,703</b>	<b>903</b>
<b>19 Community Development</b>					
Operating Revenues	334,626	370,000	230,464	370,000	370,000
Less Operating Expenses	(334,626)	(370,000)	(230,464)	(370,000)	(370,000)
<b>Operating Income</b>	<b>(0)</b>	<b>-</b>	<b>0</b>	<b>-</b>	<b>-</b>
<b>Ending Balance</b>	<b>0</b>	<b>-</b>	<b>1</b>	<b>0</b>	<b>0</b>
<b>20 Towns Against Graffiti</b>					
Operating Revenues	175,316	190,500	76,088	145,907	190,500
Less Operating Expenses	(159,218)	(200,000)	(116,181)	(200,000)	(200,000)
<b>Operating Income</b>	<b>16,098</b>	<b>(9,500)</b>	<b>(40,092)</b>	<b>(54,093)</b>	<b>(9,500)</b>
<b>Ending Balance</b>	<b>116,424</b>	<b>109,718</b>	<b>76,332</b>	<b>62,331</b>	<b>52,831</b>
<b>21 Community Spirit</b>					
Operating Revenues	780,748	1,736,000	391,518	966,546	2,410,600
Less Operating Expenses	(519,312)	(2,199,700)	(369,106)	(672,333)	(2,839,300)
<b>Operating Income</b>	<b>261,436</b>	<b>(463,700)</b>	<b>22,412</b>	<b>294,213</b>	<b>(428,700)</b>
<b>Ending Balance</b>	<b>664,608</b>	<b>143,210</b>	<b>687,021</b>	<b>958,822</b>	<b>530,122</b>

**All Funds Recap**

# Township of Bensalem Real Estate Tax Millage

No Township Tax increase in 2021

	Average Tax per House	Millage @ 7/1/21
School District	3,464	164.95
County	534	25.45
Township	337	16.05
Fire & Rescue	93	4.45
	4,429	210.90

## Where Your Real Estate Tax Dollar Goes



↑  
School District  
78c
↑  
County  
12c
↑  
Township  
8c
↑  
Fire & Rescue  
2c

- There are three separate Real Estate taxing authorities in Bensalem with separate elected officials and they do NOT share revenue.
- County taxes are levied by the Bucks County Commissioners.
- School taxes are levied by Bensalem's School Board Directors.
- Township taxes are levied by Council: Joseph Pilieri, Joseph Knowles, Edward Kisselback, Jesse Sloane and Ed Tokmajian.

As of July 1, 2021 for every dollar paid towards Bensalem Real Estate taxes the **Bensalem School**

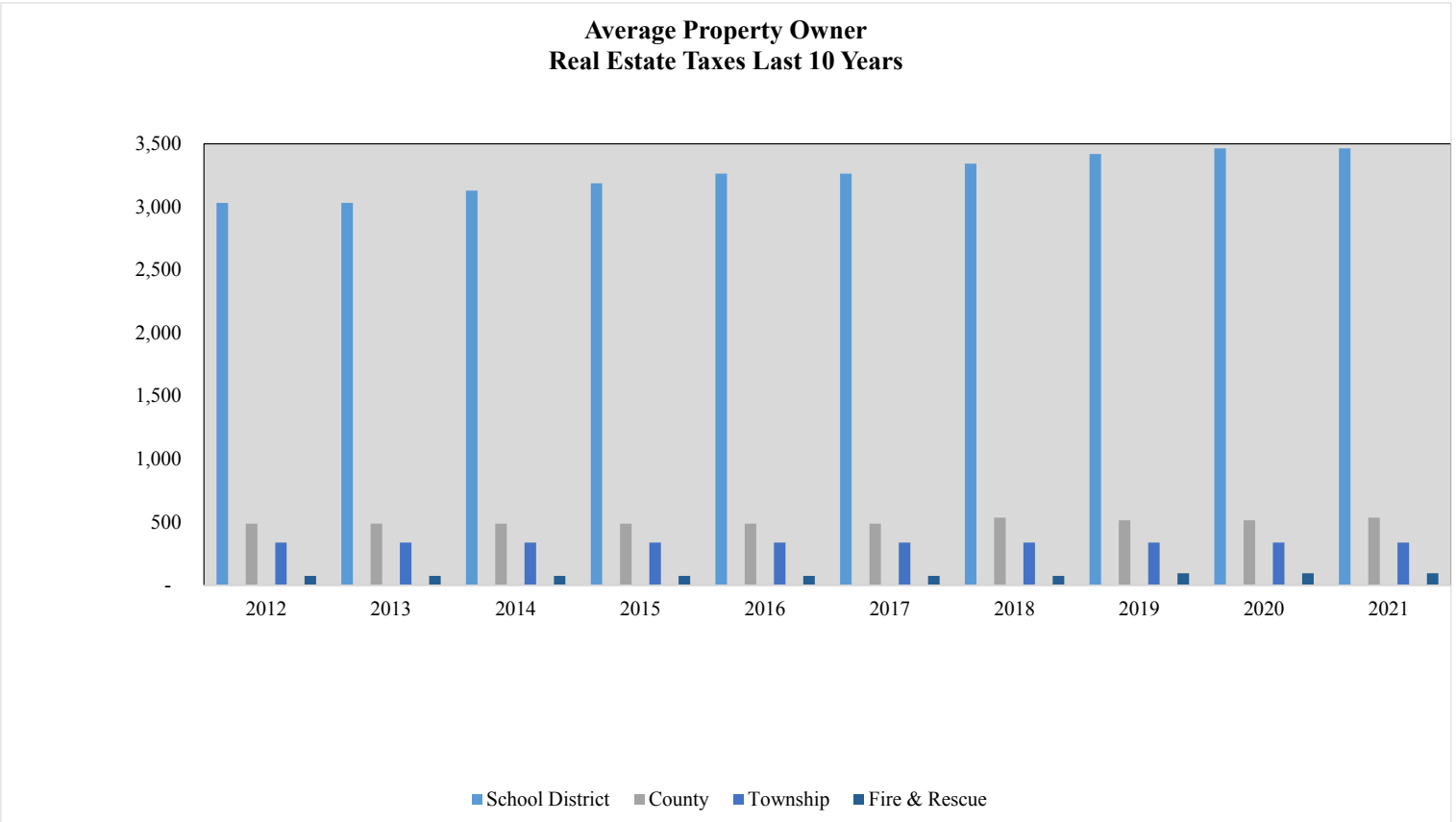
- **District** receives 78 cents, **Bucks County** receives 12 cents, **Bensalem Township** receives 8 cents and the **Fire Companies** and **Rescue Squad** receive 2 cents.

***Township of Bensalem***  
**Average Property Owner Real Estate Taxes Last 10 Years**  
**2012 to 2021**

**No Township Real Estate Tax increase in 2021**

	<u>School District</u>	<u>County</u>	<u>Township</u>	<u>Fire &amp; Rescue</u>	<u>Total</u>
2012	3,031	487	337	72	3,928
2013	3,031	487	337	72	3,928
2014	3,128	487	337	72	4,025
2015	3,188	487	337	72	4,084
2016	3,264	487	337	72	4,161
2017	3,264	487	337	72	4,161
2018	3,343	534	337	72	4,287
2019	3,420	513	337	93	4,363
2020	3,464	513	337	93	4,408
2021	3,464	534	337	93	4,429

<b>Increase</b>	<b>17%</b>	<b>11%</b>	<b>0%</b>	<b>29%</b>	<b>15%</b>
-----------------	------------	------------	-----------	------------	------------



**In the past 10 years the total property owners Real Estate Taxes have increased 15%.**

***Township of Bensalem***  
**2022 Budget Recap - General Fund**

**2022 Budget Recap**

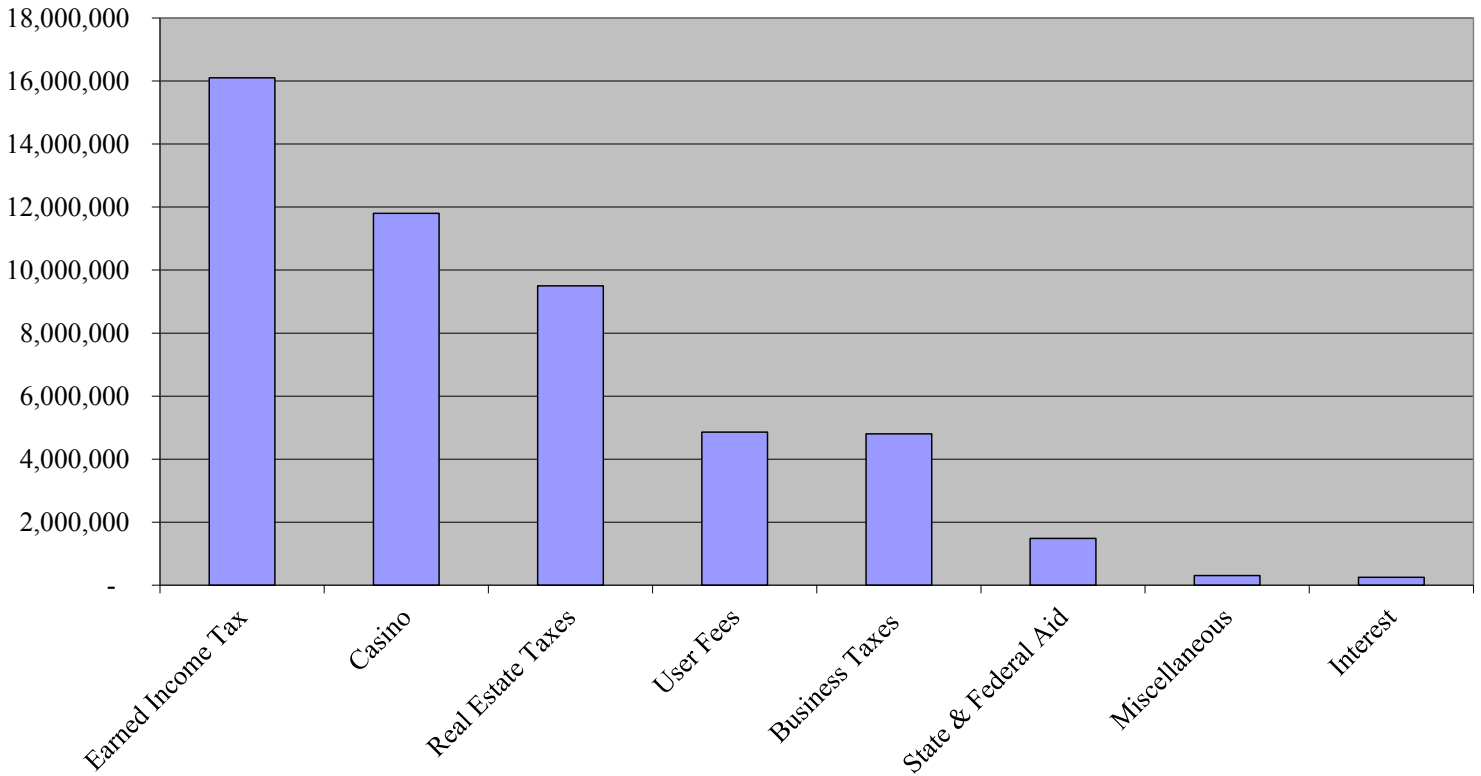
**General Fund**

	Actual 12/31/20	2021 Budget	Actual 9/30/21	Projected 12/31/21	2022 Budget
<i>Beginning Balance</i>	21,919,045	19,170,967	22,548,408	22,548,408	21,253,065
<b><u>REVENUE</u></b>					
Real Estate Taxes	9,532,413	9,500,000	9,283,450	10,065,880	9,500,000
Earned Income Tax	17,212,425	16,100,000	11,188,310	16,100,000	16,100,000
Business Taxes	4,125,040	4,800,000	3,442,064	4,763,800	4,800,000
Police	1,470,753	1,413,000	758,147	1,467,064	1,413,000
Fire	779,165	930,000	783,601	871,344	930,000
Building & Planning	1,635,525	1,271,500	1,074,833	1,074,833	1,308,000
Non-Departmental	2,817,815	2,988,900	2,472,404	3,036,228	2,997,000
Interest	249,950	205,000	254,540	339,387	250,000
Casino	11,165,382	11,800,000	5,972,719	11,800,000	11,800,000
Transfers In	869,000	892,500	783,604	892,500	950,000
<b>Total Revenues</b>	<b>49,857,469</b>	<b>49,900,900</b>	<b>36,013,672</b>	<b>50,411,036</b>	<b>50,048,000</b>
<b><u>EXPENDITURES</u></b>					
Administration	1,496,965	1,845,200	905,025	1,328,426	1,879,500
Finance	815,596	908,700	654,746	827,108	862,000
Tax Collector	593,659	676,400	513,109	706,327	676,400
Municipal Building	745,575	867,000	534,334	694,235	864,100
Police	29,892,114	33,170,500	22,029,778	30,378,381	34,418,800
Fire	1,595,996	1,870,200	1,111,494	1,685,419	1,813,300
Building & Planning	1,787,352	2,442,200	1,375,197	1,976,407	2,516,800
Public Works	3,165,707	3,929,300	2,467,406	3,218,779	3,904,600
Non-Departmental	4,410,142	5,618,700	201,793	5,242,196	5,620,200
Transfers Out	4,725,000	7,649,100	4,840,000	5,649,100	5,648,600
<b>Total Expenditures</b>	<b>49,228,106</b>	<b>58,977,300</b>	<b>34,632,882</b>	<b>51,706,379</b>	<b>58,204,300</b>
<i>Ending Balance</i>	<u>22,548,408</u>	<u>10,094,567</u>	<u>23,929,197</u>	<u>21,253,065</u>	<u>13,096,765</u>

**Township of Bensalem**  
**General Fund**  
**Revenue Sourcing**

<b>Revenue</b>	<b>2022 Budget</b>	
<i>Earned Income Tax</i>	16,100,000	33%
<i>Casino</i>	11,800,000	24%
<i>Real Estate Taxes</i>	9,500,000	19%
<i>User Fees</i>	4,856,000	10%
<i>Business Taxes</i>	4,800,000	10%
<i>State &amp; Federal Aid</i>	1,487,000	3%
<i>Miscellaneous</i>	305,000	1%
<i>Interest</i>	250,000	1%
<b>Total Operating Revenue</b>	<b>49,098,000</b>	<b>100%</b>
<b>Transfers</b>	<b>950,000</b>	
<b>Total Revenue</b>	<b>50,048,000</b>	

General Fund Revenue Sourcing

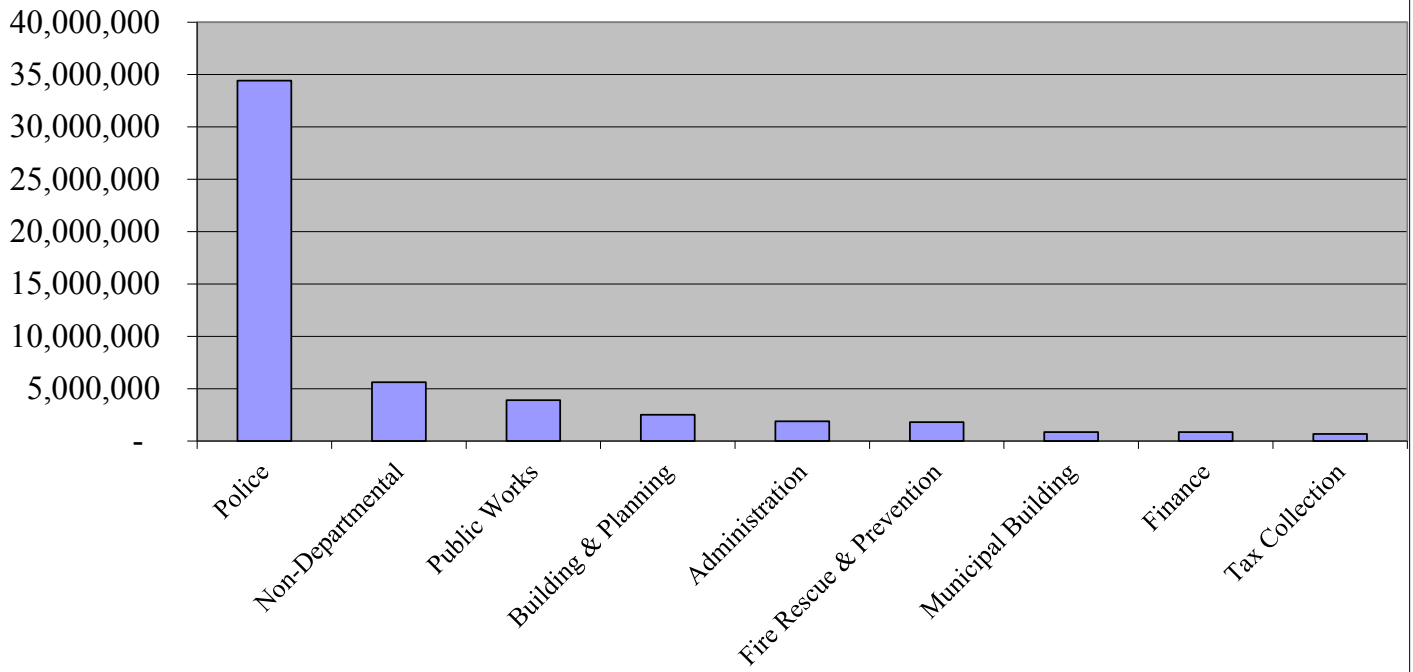




**Township of Bensalem  
General Fund  
Expenditures by Department**

<b>Expenditures</b>	<b>2022 Budget</b>	
<i>Police</i>	34,418,800	65%
<i>Non-Departmental</i>	5,620,200	11%
<i>Public Works</i>	3,904,600	7%
<i>Building &amp; Planning</i>	2,516,800	5%
<i>Administration</i>	1,879,500	4%
<i>Fire Rescue &amp; Prevention</i>	1,813,300	3%
<i>Municipal Building</i>	864,100	2%
<i>Finance</i>	862,000	2%
<i>Tax Collection</i>	676,400	1%
<b>Operating Expenditures</b>	<b>52,555,700</b>	<b>100%</b>
<i>Transfer to Trust Fund</i>	809,100	
<i>Transfer to Capital Improvement Fund</i>	-	
<i>Transfer to Sinking Fund</i>	4,839,500	
<b>Total Expenditures</b>	<b>58,204,300</b>	

**General Fund Expenses**



## Township of Bensalem

Account Number	Account Description	Actual	2021	Actual	Projected	2022
		12/31/20	Budget	9/30/21	12/31/21	Budget
<b>Real Estate Taxes</b>						
01403 30110	Real Estate Taxes	7,571,607	7,500,000	7,359,040	7,500,000	7,500,000
01403 31010	Real Estate Transfer Tax	1,960,807	2,000,000	1,924,410	2,565,880	2,000,000
		9,532,413	9,500,000	9,283,450	10,065,880	9,500,000
<b>Earned Income Tax</b>						
01403 31020	Earned Income Tax	17,212,425	16,100,000	11,188,310	16,100,000	16,100,000
<b>Business Taxes</b>						
01403 31030	Act 511 Business Privilege Tax	2,762,561	3,300,000	2,447,850	3,263,800	3,300,000
01403 31050	Emergency Municipal Services Tax	1,362,479	1,500,000	994,215	1,500,000	1,500,000
	Total	4,125,040	4,800,000	3,442,064	4,763,800	4,800,000
<b>Police</b>						
01410 30020	Grants-Federal	47,823	15,000	-	-	15,000
01410 33111	Motor Vehicle Code Fines	258,564	314,000	183,385	275,077	314,000
01410 33112	District Justice Fines	55,953	60,000	35,999	53,999	60,000
01410 33890	Police Miscellaneous	134,020	67,000	111,149	148,199	67,000
01410 36210	Police Services	936,586	900,000	348,431	900,000	900,000
01410 36211	Accident Reports	37,806	57,000	31,820	42,427	57,000
01410 39110	Sale of Fixed Assets	-	-	47,362	47,362	-
	Total	1,470,753	1,413,000	758,147	1,467,064	1,413,000
<b>Fire</b>						
01411 33890	Miscellaneous	4,336	6,000	4,335	5,780	6,000
01411 36220	Special Fire Protection Fees	524,100	594,000	507,702	594,000	594,000
01411 36222	Fire Code Reimbursable OT	5,931	30,000	2,695	2,695	30,000
01411 36224	Fire Permit Fees	80,982	120,000	88,269	88,269	120,000
01411 36225	Fire U and O Fees	26,395	32,000	28,155	28,155	32,000
01411 36226	Fire Contractors Fees	34,275	25,000	49,300	49,300	25,000
01411 36227	Fire Operational Permits	19,100	40,000	17,150	17,150	40,000
01411 36228	Fire Hazard Registrations	61,560	62,000	64,183	64,183	62,000
01411 36229	Fire False Alarm Fees	7,372	8,000	859	859	8,000
01411 36230	Fire Code Fines	15,115	13,000	5,754	5,754	13,000
01411 39110	Sale of Fixed Assets	-	-	15,200	15,200	-
	Total	779,165	930,000	783,601	871,344	930,000
<b>Building &amp; Planning</b>						
01413 31070	Act 511 Mechanical Device Tax	13,170	25,000	19,614	19,614	25,000
01413 32000	Sign Permits	79,600	100,000	102,190	102,190	110,000
01413 32001	Building Permits	522,816	400,000	192,580	192,580	400,000
01413 32002	Electrical Permits	91,175	40,000	47,295	47,295	40,000
01413 32003	Plumbing Permits	119,485	70,000	34,730	34,730	70,000
01413 32004	Occupancy Permits	259,215	265,000	238,080	238,080	265,000
01413 32160	Contractors' Licenses	59,000	50,000	56,400	56,400	60,000
01413 32210	Apartment Inspection Fees	183,075	170,000	165,060	165,060	170,000
01413 32250	Street Opening Permits	108,664	20,000	10,665	10,665	20,000
01413 32291	Application Fees	51,423	40,000	50,683	50,683	40,000
01413 33113	Lien Payments	34,312	-	26,964	26,964	-
01413 33890	Miscellaneous	10,365	19,500	9,568	9,568	24,500
01413 36131	Land Dev Subdivision App Fees	11,875	10,000	20,559	20,559	10,000
01413 36135	Zoning Hearing Board Fees	47,105	37,000	60,975	60,975	43,500
01413 36200	Change of Grade	32,608	20,000	30,971	30,971	25,000
01413 38310	Construction Tax	11,639	5,000	8,500	8,500	5,000
	Total	1,635,525	1,271,500	1,074,833	1,074,833	1,308,000
<b>Non-Departmental</b>						
01406 32180	Cable TV Fee	1,004,121	1,200,000	712,566	1,200,000	1,200,000
01406 33890	Miscellaneous	201,827	205,000	201,981	205,000	205,000
01406 34101	Interest	249,950	205,000	254,540	339,387	250,000
01406 35415	Grants-Recycling/Licenses	-	100,000	134,945	134,945	100,000
01406 35504	Beverage Licenses	19,950	20,000	21,550	21,550	20,000
01406 35505	Pension State Allocation	1,363,902	1,363,900	1,372,023	1,372,023	1,372,000
01406 39500	Refunds-Current & Prior Year	228,014	100,000	26,628	100,000	100,000
01438 39110	Sale of Fixed Assets	-	-	2,710	2,710	-
01492 39201	Transfer - Other Fund	869,000	892,500	783,604	892,500	950,000
	Total	3,936,764	4,086,400	3,510,548	4,268,115	4,197,000
<b>Casino</b>						
01406 35508	Casino - Local Share - Slots	10,000,000	10,000,000	5,000,000	10,000,000	10,000,000
01406 35509	Casino - Local Share - Table	1,165,382	1,800,000	972,719	1,800,000	1,800,000
	Total	11,165,382	11,800,000	5,972,719	11,800,000	11,800,000
<b>TOTAL REVENUE</b>		<b>49,857,469</b>	<b>49,900,900</b>	<b>36,013,672</b>	<b>50,411,036</b>	<b>50,048,000</b>

Revenue

General Fund

**Township of Bensalem**

**Administration**

**General Fund**

Account Number	Account Description	Actual 12/31/20	2021 Budget	Actual 9/30/21	Projected 12/31/21	2022 Budget
<u>Salaries &amp; Benefits</u>						
01401	41400	661,274	643,500	384,814	536,096	663,300
01401	41790	38,571	40,500	20,102	40,205	41,800
01401	41920	49,885	57,700	31,405	43,751	59,700
01401	41950	750	600	600	600	600
01401	41960	150,723	173,200	79,419	105,893	198,300
01401	41970	110,016	115,400	97,480	115,400	95,200
	Total	1,011,218	1,030,900	613,821	841,945	1,058,900
<u>Operating Expenses</u>						
01400	42490	351	10,000	1,092	10,000	10,000
01400	43185	1,995	7,000	1,699	7,000	7,000
01400	44500	213	7,000	-	7,000	7,000
01400	45101	-	200	-	200	200
01401	42100	6,755	22,000	8,494	11,326	22,000
01401	42491	1,155	10,000	1,576	10,000	10,000
01401	43000	2,607	5,000	2,287	3,050	5,000
01401	43100	14,700	14,700	14,700	14,700	14,700
01401	43130	101,694	175,000	75,190	112,785	175,000
01401	43140	257,918	250,000	132,314	193,229	250,000
01401	43170	52,161	250,000	6,810	60,214.25	250,000
01401	43190	2,062	3,100	3,557	3,557	8,800
01401	43200	4,265	4,800	3,670	4,894	4,800
01401	43410	14,334	20,000	12,693	16,924	20,000
01401	43420	160	3,000	1,382	1,843	3,000
01401	43510	17,480	21,000	18,899	21,000	21,600
01401	43511	817	1,500	26	1,500	1,500
01401	44200	6,754	7,000	6,621	7,000	7,000
01401	44600	328	3,000	195	260	3,000
	Total	485,747	814,300	291,205	486,481	820,600
Total Administration Expenses		1,496,965	1,845,200	905,025	1,328,426	1,879,500

**Township of Bensalem**

Account Number		Account Description	Actual	2021	Actual	Projected	2022
			12/31/20	Budget	9/30/21	12/31/21	Budget
<b>Finance</b>							
<u>Salaries &amp; Benefits</u>							
01402	41400	Salaries	428,423	444,700	342,822	458,315	452,500
01402	41790	Salaries-Longevity	20,608	21,400	7,753	15,506	16,200
01402	41920	FICA/SUI	35,473	38,400	28,977	40,369	38,900
01402	41950	Workers' Compensation Ins.	560	500	500	500	500
01402	41960	Health Insurance	123,714	166,400	65,014	86,686	159,500
01402	41970	Pension	89,979	96,800	91,947	96,800	45,800
		Total	698,757	768,200	537,014	698,176	713,400
<u>Operating Expenses</u>							
01402	42100	Office Supplies	4,403	4,600	4,002	5,336	4,600
01402	42130	Computer Copier Supplies	841	2,000	491	654	2,000
01402	43100	Professional Services	10,707	21,000	11,798	15,731	21,000
01402	43110	Auditing Services	47,000	50,000	45,500	50,000	50,000
01402	43190	Computer Tech Support & Equip.	42,907	45,500	45,783	45,500	53,200
01402	43200	Communication	653	1,200	426	568	1,200
01402	43510	Property Insurance	7,594	9,100	8,200	9,100	9,500
01402	44200	Dues & Subscriptions	885	1,000	972	1,296	1,000
01402	44600	Travel/Training/Conferences	1,850	5,100	560	747	5,100
01402	47500	Minor Equipment	-	1,000	-	-	1,000
		Total	116,839	140,500	117,732	128,932	148,600
Total Finance Expenses			815,596	908,700	654,746	827,108	862,000
<b>General Fund</b>							

**Township of Bensalem**

**Tax Collector**

Account Number	Account Description	Actual 12/31/20	2021 Budget	Actual 9/30/21	Projected 12/31/21	2022 Budget
<u>Operating Expenses</u>						
01403 41870	Compensation Tax Collector	12,037	12,100	12,037	12,037	12,100
01403 42150	Postage	3,565	7,300	3,509	3,509	7,300
01403 43171	Act 172 Tax Refunds	1,754	-	-	-	-
01403 43172	Act 511 Tax Commissions	191,619	300,000	155,970	300,000	300,000
01403 43173	EIT Commissions	335,847	300,000	252,811	300,000	300,000
01403 43177	Tax Refunds	46,906	50,000	86,995	86,995	50,000
01403 43420	Printing	1,931	2,500	1,785	1,785	2,500
01403 43511	Bonding	-	2,000	-	2,000	2,000
01403 44600	Travel/Training/Conferences	-	2,500	-	-	2,500
Total Tax Collector Expenses		593,659	676,400	513,109	706,327	676,400

**General Fund**

**Township of Bensalem**

Account Number		Account Description	Actual	2021	Actual	Projected	2022
			12/31/20	Budget	9/30/21	12/31/21	Budget
<b>Municipal Building</b>							
<u>Salaries &amp; Benefits</u>							
01409	41400	Salaries	308,091	315,300	201,047	280,084	326,100
01409	41790	Salaries-Longevity	7,936	8,300	4,087	8,174	8,500
01409	41800	Salaries-Overtime	3,351	8,000	2,693	3,752	8,000
01409	41920	FICA/SUI	27,136	29,200	18,464	25,722	30,500
01409	41950	Workers' Compensation Ins.	15,770	15,400	15,400	15,400	17,000
01409	41960	Health Insurance	58,468	65,400	33,238	44,317	66,200
01409	41970	Pension	39,435	41,500	38,945	41,500	26,400
		Total	460,185	483,100	313,873	418,949	482,700
<u>Operating Expenses</u>							
01409	42150	Postage	26,003	35,000	28,560	28,560	35,000
01409	42260	Cleaning Supplies	10,807	11,000	6,202	8,270	11,000
01409	43200	Communication	48,610	50,000	41,005	54,673	50,000
01409	43510	Property Insurance	44,910	55,700	48,631	55,700	53,200
01409	43600	Public Utility Service	87,319	137,200	60,297	80,396	137,200
01409	43730	Building Repairs & Maintenance	66,597	85,000	35,766	47,688	85,000
01409	43730	COV19 Building Repairs & Maintenance	1,146	-	-	-	-
01409	47500	Minor Equipment	-	10,000	-	-	10,000
		Total	285,390	383,900	220,461	275,287	381,400
Total Municipal Building Expenses			745,575	867,000	534,334	694,235	864,100
<b>General Fund</b>							

## Township of Bensalem

Account			Actual	2021	Actual	Projected	2022
Number			12/31/20	Budget	9/30/21	12/31/21	Budget
Account Description							
<b>Salaries &amp; Benefits</b>							
01410	41220	Salaries-Depart. Head & Deputy	366,708	368,500	262,333	365,464	381,400
01410	41320	Salaries-Lieutenants	907,344	903,500	647,715	902,351	944,100
01410	41330	Salaries-Sergeants	1,230,264	1,236,800	886,860	1,235,512	1,292,600
01410	41390	Salaries-Corporals	956,675	962,600	687,946	958,398	1,006,000
01410	41340	Salaries-Detectives	1,700,755	1,780,000	1,353,333	1,851,755	1,859,900
01410	41350	Salaries-Officers	6,626,853	6,886,100	4,597,168	6,404,451	7,293,100
Total			11,788,598	12,137,500	8,435,355	11,717,932	12,777,100
01410	41360	Salaries-Holiday Pay	600,095	663,800	307,359	614,719	699,300
01410	41380	Salaries-Educational Contract	124,725	150,200	143,804	143,804	154,600
01410	41400	Salaries-Office Clerical	615,342	637,600	453,350	631,575	672,900
01410	41410	Salaries-Animal Control Officer	65,962	65,000	46,440	64,697	67,200
01410	41420	Salaries-Crossing Guards	285,470	460,900	226,800	333,396	416,200
01410	41430	Salaries-Mechanics	162,243	179,000	126,785	176,628	185,200
01410	41440	Salaries-Dispatch & CSO's	835,183	916,200	595,154	829,126	963,000
01410	41460	Salaries-IT	125,847	133,500	95,046	132,411	211,300
01410	41790	Salaries-Longevity	523,205	595,400	274,307	548,614	630,900
01410	41800	Salaries-Overtime	845,126	1,169,600	675,291	1,169,600	1,222,200
01410	41830	Salaries-Reimbursable Overtime	337,891	860,700	203,275	860,700	860,700
01410	41840	Salaries-Sick Leave Buy Back	208,362	253,400	5,855	253,400	262,700
01410	41890	Salaries 401a	221,981	238,800	114,708	229,416	251,500
01410	41920	FICA/SUI	1,250,300	1,484,700	952,552	1,327,028	1,572,700
01410	41950	Workers' Compensation Ins.	596,957	571,600	381,740	571,600	641,600
01410	41960	Health Insurance	3,324,357	3,929,200	1,887,618	2,516,824	4,211,200
01410	41961	Health Insurance-Retirees	207,811	432,900	173,061	230,748	249,900
01410	41970	Pension	311,209	318,700	375,555	375,555	249,600
01410	41971	Police Pension	4,421,118	4,395,300	4,243,564	4,395,300	4,510,000
Total - Salary & Benefits			26,851,783	29,594,000	19,717,618	27,123,073	30,809,800
<b>Operating Expenses</b>							
01410	41910	Uniform Maintenance Allowance	88,065	93,300	1,404	93,300	93,300
01410	42100	Office Supplies	33,988	35,000	24,613	35,000	35,000
01410	42102	Evidence Supplies	10,879	13,000	4,038	5,385	13,000
01410	42130	Computer Copier Supplies	11,664	13,000	10,573	14,097	13,000
01410	42140	Computer Upgrades	102,105	170,200	74,869	99,826	195,200
01410	42160	AID	3,210	7,300	3,271	4,362	7,300
01410	42280	K-9	44,320	48,300	30,294	40,392	68,300
01410	42310	Vehicle Fuel-Gasoline	157,356	200,000	118,134	177,200	200,000
01410	42380	Clothing & Uniforms	30,849	25,700	16,447	25,700	28,300
01410	42381	Crossing Guard Clothing	9,785	13,700	8,331	13,700	13,700
01410	42400	Criminal Investigation	29,044	30,000	16,364	21,819	30,000
01410	42420	Ammunition	68,771	65,900	11,182	65,900	65,900
01410	42420	CIV20 Ammunition	3,184	-	-	-	-
01410	42492	Special Response Team	30,352	31,000	1,122	31,000	31,000
01410	42510	Vehicle Repairs	172,920	175,000	110,113	146,818	175,000
01410	43000	Other Services	13,837	60,000	51,497	60,000	60,000
01410	43141	Crossings Guards - Legal	7,540	10,000	3,835	5,753	10,000
01410	43150	Physicals	55	10,000	-	-	10,000
01410	43170	Labor Attorney	158,009	225,000	74,354	111,532	225,000
01410	43190	Computer Tech Support & Equip.	365,910	463,900	329,406	463,900	606,900
01410	43200	Communication	171,359	206,200	145,985	194,647	206,200
01410	43420	Printing	7,060	7,700	5,550	7,400	7,700
01410	43510	Property Insurance	445,688	516,700	464,313	516,700	527,700
01410	43600	Public Utility Service	4,399	6,000	3,698	5,547	6,000
01410	43750	Calibration of Equipment	4,058	5,600	2,112	2,816	5,600
01410	44200	Dues & Subscriptions	15,296	17,500	15,479	17,500	17,500
01410	44600	Travel/Training/Conferences	64,219	95,000	66,504	95,000	95,000
01410	44601	Emergency Management	6,720	20,000	5,150	20,000	20,000
01410	45000	Community Policing	12,904	20,000	9,461	20,000	20,000
01410	45001	Crime Prevention Supplies	11,046	12,000	8,646	12,000	12,000
01410	45420	Drug and Alcohol Advisory	1,625	8,500	3,657	8,500	8,500
01410	45470	Crime Commission Tip Line	2,000	2,000	2,000	2,000	2,000
01410	47500	Minor Equipment	263,543	319,500	96,311	319,500	327,700
01410	47500	BCCAM Body Camera	190,200	190,200	190,200	190,200	190,200
01410	47500	CIV20 Minor Equipment	1,535	-	-	-	-
01410	47500	COV19 Minor Equipment	42,788	-	-	-	-
01410	47600	Major Equipment	122,504	24,000	-	24,000	15,000
01410	47600	RADLN *Radio Payment	77,514	168,300	136,816	136,816	-
01410	47610	Vehicle Purchases	254,033	267,000	266,429	267,000	267,000
Total			3,040,331	3,576,500	2,312,160	3,255,308	3,609,000
Total Police Expenses			29,892,114	33,170,500	22,029,778	30,378,381	34,418,800

Public Safety - Police

General Fund

**Township of Bensalem**

**Public Safety - Fire**

**General Fund**

Account Number	Account Description	Actual 12/31/20	2021 Budget	Actual 9/30/21	Projected 12/31/21	2022 Budget	
<u>Salaries &amp; Benefits</u>							
01411	41400	Salaries	559,419	623,100	413,196	575,635	656,500
01411	41790	Salaries-Longevity	11,117	14,500	7,172	14,343	15,000
01411	41800	Salaries-Overtime	10,337	10,000	9,224	10,000	10,000
01411	41830	Salaries-Reimbursable Overtime	1,358	9,000	575	801	9,000
01411	41920	FICA/SUI	48,251	56,000	37,018	51,571	59,200
01411	41950	Workers' Compensation Ins.	53,990	51,200	51,190	51,200	58,000
01411	41960	Health Insurance	204,985	248,900	128,506	171,341	251,800
01411	41970	Pension	77,845	82,300	71,643	82,300	52,700
		Total	967,301	1,095,000	718,524	957,192	1,112,200
<u>Operating Expenses</u>							
01411	42100	Office Supplies	5,330	10,000	2,877	3,836	10,000
01411	42140	Computer Upgrades	2,007	14,700	2,856	3,808	14,700
01411	42310	Vehicle Fuel-Gasoline	4,077	6,000	2,993	3,990	6,000
01411	42320	Vehicle Fuel-Diesel	2,949	6,000	3,104	4,138	6,000
01411	42380	Clothing & Uniforms	10,457	10,000	1,821	10,000	10,000
01411	42510	Vehicle Repairs	13,681	16,000	12,056	16,000	16,000
01411	43140	Legal Services	-	15,000	228	15,000	15,000
01411	43174	Surcharge Servicing Fee	-	2,000	-	2,000	2,000
01411	43177	Refunds	-	2,000	-	2,000	2,000
01411	43190	Computer Tech Support & Equip.	6,135	8,600	3,557	4,743	14,300
01411	43100	Professional Services	-	-	-	-	30,000
01411	43200	Communication	4,102	5,000	4,554	6,073	6,500
01411	43420	Printing	1,084	2,000	637	850	2,000
01411	43510	Property Insurance	34,942	41,200	36,949	41,200	42,000
01411	44200	Dues & Subscriptions	4,033	5,000	2,424	3,231	5,000
01411	44600	Travel/Training/Conferences	3,479	10,000	2,696	3,594	10,000
01411	47500	Minor Equipment	39,988	46,800	29,623	46,800	46,800
01411	47600	Major Equipment	9,040	28,000	-	28,000	7,500
01411	47610	Vehicle Purchases	86,332	40,000	36,578	40,000	40,000
01471	43183	Fire Truck Principal Payment	35,484	37,000	36,683	36,683	38,000
01472	43184	Fire Truck Interest Payment	6,416	5,300	5,217	5,217	4,000
		Total	269,536	310,600	184,852	277,164	327,800
		Total Fire Department Expenses	1,236,837	1,405,600	903,377	1,234,356	1,440,000
<u>Other Expenses</u>							
01411V	41951	Volunteer Fire - Workers Comp	200,610	252,500	137,799	252,500	144,500
01411V	42360	Emergency Mgmt Training Center	10,006	25,000	8,234	10,979	25,000
01411V	43512	Volunteer Fire Rescue Prop Ins	50,543	62,100	62,585	62,585	78,800
01411V	45310	Fireman's Incentive & Retention	98,000	125,000	(500)	125,000	125,000
		Total Volunteer Fire Department Expenses	359,159	464,600	208,118	451,063	373,300
		Total Fire Prevention Expenses	1,595,996	1,870,200	1,111,494	1,685,419	1,813,300



**Township of Bensalem**

**Building and Planning**

**General Fund**

Account Number	Account Description	Actual 12/31/20	2021 Budget	Actual 9/30/21	Projected 12/31/21	2022 Budget	
<u>Salaries &amp; Benefits</u>							
01413	41400	Salaries	628,201	820,700	560,737	781,180	925,800
01413	41790	Salaries-Longevity	19,432	23,600	11,389	22,777	24,400
01413	41800	Salaries-Overtime	3,380	18,000	3,675	5,119	18,000
01413	41920	FICA/SUI	52,479	71,900	44,575	62,099	81,200
01413	41950	Workers' Compensation Ins.	1,780	1,800	1,800	1,800	2,100
01413	41960	Health Insurance	216,193	341,900	136,474	181,965	379,200
01413	41970	Pension	125,504	136,500	119,326	136,500	87,500
		Total	1,046,970	1,414,400	877,975	1,191,439	1,518,200
<u>Operating Expenses</u>							
01413	42100	Office Supplies	8,488	9,000	4,436	5,914	9,000
01413	42130	Computer Copier Supplies	1,932	4,000	1,597	2,129	4,000
01413	42310	Vehicle Fuel-Gasoline	6,633	7,500	4,489	5,985	7,500
01413	42510	Vehicle Repairs	4,496	5,000	1,547	2,063	5,000
01413	43100	Professional Services	289,389	377,000	180,071	270,107	300,000
01413	43130	Engineering Services	177,775	280,000	144,133	216,199	303,000
01413	43140	Legal Services	137,630	200,000	101,050	200,000	200,000
01413	43174	Surcharge Servicing Fee	-	2,500	-	2,500	2,500
01413	43176	Liens	960	1,500	387	387	1,500
01413	43177	Refunds	6,574	7,000	2,890	7,000	7,000
01413	43190	Computer Tech Support & Equip.	30,138	66,800	9,097	12,130	79,500
01413	43200	Communication	3,879	7,000	4,378	5,837	7,000
01413	43410	Advertising-Legal	10,603	8,000	6,390	8,000	8,000
01413	43420	Printing	985	1,000	578	771	1,000
01413	43510	Property Insurance	23,245	25,000	22,453	25,000	25,100
01413	44200	Dues & Subscriptions	1,231	5,000	960	1,279	5,000
01413	44500	Court Reporter	5,200	9,500	11,125	11,125	20,000
01413	44600	Travel/Training/Conferences	209	5,000	1,156	1,541	9,000
01413	47500	Minor Equipment	11,573	7,000	486	7,000	4,500
01413	47600	Major Equipment	19,443	-	-	-	-
		Total	740,382	1,027,800	497,222	784,967	998,600
Total Building & Planning Expenses			1,787,352	2,442,200	1,375,197	1,976,407	2,516,800

**Township of Bensalem**

**Public Works**

**General Fund**

Account Number	Account Description	Actual 12/31/20	2021 Budget	Actual 9/30/21	Projected 12/31/21	2022 Budget
<b>Salaries &amp; Benefits</b>						
01438 41400	Salaries	1,278,450	1,389,700	827,190	1,152,382	1,352,400
01438 41790	Salaries-Longevity	25,436	14,900	5,138	10,277	10,600
01438 41800	Salaries-Overtime	40,767	84,900	69,418	84,900	80,600
01438 41920	FICA/SUI	107,843	125,900	78,556	109,439	123,300
01438 41950	Workers' Compensation Ins.	63,840	60,500	60,490	60,500	66,500
01438 41960	Health Insurance	443,780	640,300	226,303	301,738	610,500
01438 41970	Pension	197,578	153,200	118,330	153,200	91,900
	Total	2,157,694	2,469,400	1,385,426	1,872,436	2,335,800
<b>Operating Expenses</b>						
01438 42100	Office Supplies	6,257	6,000	3,308	4,410	6,000
01438 42310	Vehicle Fuel-Gasoline	23,455	35,000	17,956	23,941	35,000
01438 42320	Vehicle Fuel-Diesel	26,539	40,000	27,932	37,242	45,000
01438 42380	Clothing & Uniforms	19,682	16,500	16,790	22,386	29,000
01438 42510	Vehicle Repairs	41,825	45,000	29,945	45,000	50,000
01438 43130	Engineering Services	87,684	71,000	71,998	107,996	112,000
01438 43170	Labor Attorney	108,960	-	2,665	3,998	50,000
01438 43178	Snow Removal	-	313,000	217,232	313,000	313,000
01438 43190	Computer Tech Support & Equip.	3,127	4,500	4,446	4,500	11,600
01438 43200	Communication	15,887	25,000	10,099	13,466	25,000
01438 43510	Property Insurance	121,301	141,900	137,666	141,900	167,300
01438 43600	Public Utility Service	27,906	59,000	19,757	29,635	59,000
01438 43630	Hydrants' Service	302,490	282,700	233,197	282,700	375,000
01438 43670	Garbage Refuse Removal	35,673	30,000	24,579	30,000	45,000
01438 43710	Storm Damage	10,793	26,000	1,893	2,524	35,000
01438 43715	Trees Maintenance	79,325	100,000	29,240	38,987	100,000
01438 43730	Buildings Repairs & Maintenance	30,806	36,100	35,902	36,100	50,000
01438 43840	Rent of Machinery and Equip	705	2,100	-	-	2,100
01438 44200	Dues & Subscriptions	2,457	1,500	2,219	2,219	2,800
01438 44600	Travel/Training/Conferences	14,113	20,000	593	791	15,000
01438 45460	TAG	5,000	5,000	5,000	5,000	5,000
01438 47500	Minor Equipment	-	5,000	5,948	5,948	5,000
01438 47600	Major Equipment	44,029	194,600	183,617	194,600	31,000
	Total	1,008,014	1,459,900	1,081,980	1,346,343	1,568,800
Total Public Works Expenses		3,165,707	3,929,300	2,467,406	3,218,779	3,904,600

**Township of Bensalem**

**Non - Departmental**

Account Number	Account Description	Actual 12/31/20	2021 Budget	Actual 9/30/21	Projected 12/31/21	2022 Budget
01406	43290 WEB Communications	1,908	2,500	-	2,500	2,500
01406	43730 COVID19 Covid 19 Expense	45,400	-	-	-	-
01406	44100 Judgments & Damages	13,204	250,000	38,815	250,000	250,000
01406	45430 Local Government Channel	9,579	15,000	5,816	15,000	15,000
0140489	42310 Vehicle Fuel Non-Departmental	-	200,000	-	-	200,000
0140489	43140 Legal Services	4,120	200,000	15,720	23,580	200,000
0140489	45100 Homeowners Assistance Grant	4,169,963	4,500,000	6,750	4,500,000	4,500,000
0141489	45480 Building a Better Bensalem	22,806	23,000	5,091	23,000	23,000
0143489	43712 Mayor & Council Blight Program	70,713	350,000	60,573	350,000	350,000
0143489	45440 TMA	14,916	15,000	14,916	14,916	15,000
0145489	43101 Senior Center Professional Services	57,531	63,200	54,112	63,200	64,700
0145472	43184 Trifecta Loan Repayment	-	309,100	-	309,100	309,100
01492	43002 Interfund Transfer - Sinking Fund	4,225,000	4,840,000	4,840,000	4,840,000	4,839,500
01492	43002 Interfund Transfer - Trust Fund	500,000	500,000	-	500,000	500,000
01492	43002 Interfund Transfer - Capital Improvement Fund	-	2,000,000	-	-	-
	Total	9,135,142	13,267,800	5,041,793	10,891,296	11,268,800
<b>TOTAL GENERAL FUND EXPENDITURES</b>		<b>49,228,106</b>	<b>58,977,300</b>	<b>34,632,882</b>	<b>51,706,379</b>	<b>58,204,300</b>

**General Fund**

**Township of Bensalem**

Account Number	Account Description	Actual 12/31/20	2021 Budget	Actual 9/30/21	Projected 12/31/21	2022 Budget
<b>Beginning Balance</b>		1,200,010	1,124,856	1,138,035	1,138,035	1,062,625
<b>REVENUES</b>						
02403	30110	Real Estate Taxes	649,449	635,100	628,461	635,100
02406	34101	Interest	14,681	10,000	10,267	13,690
02434	33890	Miscellaneous	2,883	-	7,650	7,650
02434	39120	Insurance Reimbursement-Fixed Assets	32,432	-	16,866	16,866
<b>TOTAL REVENUES</b>			<b>699,445</b>	<b>645,100</b>	<b>663,245</b>	<b>673,306</b>
<b>EXPENDITURES</b>						
<b>Salaries &amp; Benefits</b>						
02434	41400	Salaries	80,389	86,200	59,825	83,343
02434	41920	FICA/SUI	6,364	7,100	5,117	7,128
02434	41950	Workers' Compensation Ins.	2,540	2,600	2,600	2,600
02434	41960	Health Insurance	30,978	34,900	17,498	23,330
02434	41970	Pension	5,983	4,400	2,302	4,400
<b>Total</b>			<b>126,254</b>	<b>135,200</b>	<b>87,341</b>	<b>120,802</b>
<b>Operating Expenses</b>						
02403	41870	Compensation Tax Collector	1,025	1,100	1,025	1,025
02403	43171	Act 172 Tax Refunds	224	-	-	-
02403	43177	Tax Refunds	5,989	3,200	7,333	7,333
02434	43510	Property Insurance	6,476	6,600	5,753	6,600
02434	43600	Electricity-Street Lights	290,277	300,000	183,614	244,819
02434	43740	Machinery and Equipment Repair	99,842	100,000	78,573	104,764
02434	43743	Street Light Conversion	60,710	100,000	88,203	88,203
02434	47500	Minor Equipment	452	5,000	2,064	5,000
02471	43183	Principle Payments	112,086	116,000	86,334	115,111
02472	43184	Interest Payments	58,085	55,000	41,294	55,059
<b>Total</b>			<b>635,166</b>	<b>686,900</b>	<b>494,193</b>	<b>627,914</b>
<b>TOTAL EXPENDITURES</b>			<b>761,419</b>	<b>822,100</b>	<b>581,534</b>	<b>748,716</b>
<b>Ending Balance</b>			<b>1,138,035</b>	<b>947,856</b>	<b>1,219,746</b>	<b>1,062,625</b>
<hr/>						
<b>Street Light Lease Program</b>			<b>203,654</b>	<b>129,554</b>	<b>203,654</b>	<b>203,654</b>
<b>Beginning Balance</b>						
<b>REVENUES</b>						
02406	34101	SLC17 Interest	-	-	-	-
<b>TOTAL REVENUES</b>			<b>-</b>	<b>-</b>	<b>-</b>	<b>-</b>
<b>EXPENDITURES</b>						
<b>Operating Expenses</b>						
02434	47600	SLC17 Major Equipment	-	74,100	-	74,100
<b>TOTAL EXPENDITURES</b>			<b>-</b>	<b>74,100</b>	<b>-</b>	<b>74,100</b>
<b>Ending Balance</b>			<b>203,654</b>	<b>55,454</b>	<b>203,654</b>	<b>203,654</b>

**Street Light Fund**

*Township of Bensalem*

Account Number	Account Description	Actual 12/31/20	2021 Budget	Actual 9/30/21	Projected 12/31/21	2022 Budget
	<i>Beginning Balance</i>	25,909	6,000	27,471	27,471	6,000
<b><u>REVENUES</u></b>						
03403 30110	Real Estate Taxes	1,756,902	1,746,600	1,721,875	1,746,600	1,746,600
03406 34101	Interest	11,432	5,500	8,057	10,743	5,500
03411 35507	Foreign Fire Allocation	406,104	406,100	359,781	359,781	359,800
	<b>TOTAL REVENUES</b>	<b>2,174,438</b>	<b>2,158,200</b>	<b>2,089,713</b>	<b>2,117,124</b>	<b>2,111,900</b>
<b><u>EXPENDITURES</u></b>						
03403 41870	Compensation Tax Collector	2,817	2,900	2,817	2,817	2,900
03403 43171	Act 172 Tax Refunds	410	-	-	-	-
03403 43177	County Directed R E Tax Refund	10,978	3,700	20,166	20,166	3,700
03411 45401	Aid to Fire Companies - Township	1,752,567	1,745,500	14,724	1,755,831	1,745,500
03411 45402	Foreign Fire Allocation	406,104	406,100	359,781	359,781	359,800
	<b>TOTAL EXPENDITURES</b>	<b>2,172,876</b>	<b>2,158,200</b>	<b>397,488</b>	<b>2,138,595</b>	<b>2,111,900</b>
	 <i>Ending Balance</i>	 <b>27,471</b>	 <b>6,000</b>	 <b>1,719,695</b>	 <b>6,000</b>	 <b>6,000</b>

**Fire Companies Fund**

**Township of Bensalem**

Account Number	Account Description	Actual 12/31/20	2021 Budget	Actual 9/30/21	Projected 12/31/21	2022 Budget
<b><i>Beginning Balance</i></b>		16,306	3,000	16,585	16,585	3,000
<b><u>REVENUES</u></b>						
04403	30110 Real Estate Taxes	1,090,190	1,079,700	1,064,712	1,079,700	1,079,700
04406	34101 Interest	7,016	3,800	4,945	6,593	3,800
<b><i>TOTAL REVENUES</i></b>		<u>1,097,205</u>	<u>1,083,500</u>	<u>1,069,657</u>	<u>1,086,293</u>	<u>1,083,500</u>
<b><u>EXPENDITURES</u></b>						
04403	41870 Compensation Tax Collector	1,741	1,800	1,741	1,741	1,800
04403	43171 Act 172 Tax Refunds	254	-	-	-	-
04403	43177 County Directed R E Tax Refund	6,788	3,600	12,466	12,466	3,600
04412	45403 Aid to Bensalem Squad	1,088,143	1,078,100	8,443	1,085,671	1,078,100
<b><i>TOTAL EXPENDITURES</i></b>		<u>1,096,926</u>	<u>1,083,500</u>	<u>22,650</u>	<u>1,099,878</u>	<u>1,083,500</u>
<b><i>Ending Balance</i></b>		<u>16,585</u>	<u>3,000</u>	<u>1,063,592</u>	<u>3,000</u>	<u>3,000</u>

**Rescue Squad Fund**

# Township of Bensalem

Account Number	Account Description	Actual 12/31/20	2021 Budget	Actual 9/30/21	Projected 12/31/21	2022 Budget
<i>Beginning Balance</i>		2,022,538	2,009,387	2,235,373	2,235,373	2,259,472
<b><u>REVENUES</u></b>						
05403	30110 Real Estate Taxes	1,763,542	1,746,600	1,747,923	1,746,600	1,746,600
05406	34101 Interest	25,990	20,000	21,506	28,675	20,000
05454	33890 Miscellaneous	1,000	-	794	794	-
05454	36720 Recreation Program Fees	31,570	209,200	47,769	47,769	209,200
05454	36721 Fees Programs	91,305	200,000	204,375	204,375	200,000
05454	36722 Fall Festival	-	34,000	6,250	6,250	34,000
<b>TOTAL REVENUES</b>		1,913,406	2,209,800	2,028,618	2,034,464	2,209,800
<b><u>EXPENDITURES</u></b>						
<b>Salaries &amp; Benefits</b>						
05454	41400 Salaries	626,938	715,100	466,963	650,540	782,250
05454	41441 Salaries-Summer/Winter Rec.	-	125,000	24,701	24,701	125,000
05454	41790 Salaries-Longevity	22,377	25,800	12,248	24,496	26,800
05454	41800 Salaries-Overtime	9,597	18,200	27,106	27,106	34,750
05454	41920 FICA/SUI	54,128	81,000	46,208	64,374	88,500
05454	41950 Workers' Compensation Ins.	38,030	37,200	37,190	37,200	44,100
05454	41960 Health Insurance	175,261	242,500	106,281	141,708	279,500
05454	41970 Pension	123,320	130,900	122,037	130,900	78,500
Total		1,049,651	1,375,700	842,734	1,101,024	1,459,400
<b>Operating Expenses</b>						
05403	41870 Compensation - Tax Collector	2,817	2,900	2,817	2,817	2,900
05403	43171 Act 172 Tax Refunds	410	-	-	-	-
05403	43177 Real Estate Tax Refunds	10,978	8,600	20,166	20,166	8,600
05454	42100 Office Supplies	1,051	3,000	1,049	1,398	3,000
05454	42310 Vehicle Fuel-Gasoline	8,175	10,000	6,061	8,082	10,000
05454	42470 Recreation Supplies	42,998	58,500	41,889	55,853	58,500
05454	42471 Fall Festival	8,875	68,500	30,469	30,469	68,500
05454	42510 Vehicle Repairs	1,751	8,000	3,221	4,294	8,000
05454	43140 Legal Services	-	3,000	-	-	3,000
05454	43177 Refunds	27,200	2,000	1,435	2,000	2,000
05454	43179 Summer Program Activities	7,500	35,000	1,085	35,000	35,000
05454	43180 Officials Fees	-	3,000	-	3,000	3,000
05454	43190 Computer Tech Support & Equip.	1,331	3,100	3,557	3,557	8,800
05454	43200 Communication	4,634	6,500	3,505	5,257	6,500
05454	43420 Printing	4,625	5,000	156	5,000	5,000
05454	43510 Property Insurance	40,185	44,000	40,145	44,000	45,800
05454	43600 Public Utility Service	76,868	148,800	62,772	94,158	168,800
05454	43720 Park Maintenance	38,790	69,000	47,806	63,741	69,000
05454	43740 Park Equipment Maintenance	149,062	170,000	132,752	177,003	180,000
05454	43840 Rent of Machinery and Equip	6,060	15,500	9,466	12,622	15,500
05454	44600 Travel/Training/Conferences	1,155	4,500	205	273	4,500
05454	45400 Community Events	10,157	16,500	4,470	5,960	16,500
05454	45500 Teen Task Force	-	1,000	-	-	1,000
05454	45520 Community Affairs	83	5,000	-	-	5,000
05454	46721 Programs	66,657	234,900	162,786	162,786	234,900
05454	47304 GMBLD Growden Mansion Building	-	76,400	-	-	76,400
05454	47500 Minor Equipment	-	-	-	-	13,000
05454	47600 Major Equipment	25,259	-	-	-	215,000
05454	49000 Growden Mansion Expenses	14,299	50,000	1,370	1,827	50,000
05454	49002 Tri-Fecta Park Expenses	-	-	60,078	70,078	100,000
05492	43002 Transfer to General Fund	100,000	100,000	100,000	100,000	100,000
05492	43002 *Transfer to TAG	-	75,000	-	-	75,000
Total		650,920	1,227,700	737,260	909,341	1,593,200
<b>TOTAL EXPENDITURES</b>		1,700,571	2,603,400	1,579,994	2,010,365	3,052,600
<b>Ending Balance</b>		2,235,373	1,615,787	2,683,997	2,259,472	1,416,673

Parks & Recreation Fund

\*Footnote: The transfer to TAG will only happen if the Redevelopment Authority does not approve the request to fund TAG.

**Township of Bensalem**

<b>Account Number</b>		<b>Account Description</b>	<b>Actual 12/31/20</b>	<b>2021 Budget</b>	<b>Actual 9/30/21</b>	<b>Projected 12/31/21</b>	<b>2022 Budget</b>
		<i>Beginning Working Cash</i>	1,076,181	1,174,589	1,301,844	1,301,844	1,470,051
		<b><u>REVENUES</u></b>					
<b>Revenue</b>	07451	34101	11,820	7,000	11,368	15,158	10,000
	07452	33890	20,127	10,600	12,098	12,098	11,300
	07452	36700	1,137,220	1,050,000	1,042,318	1,050,000	1,075,000
	07452	36701	146,225	125,000	131,502	131,502	125,000
	07452	36702	123,671	100,000	127,681	127,681	120,000
	07452	36704	456,944	350,000	372,966	372,966	350,000
	07452	36705	23,395	35,000	36,310	36,310	36,000
	07459	36707	253,184	690,000	326,169	434,891	761,000
	07459	36708	223,143	330,000	251,395	330,000	380,000
	07459	33890	-	-	69,483	69,483	15,000
07492	39201	-	600,000	-	-	250,000	
		<b>TOTAL REVENUES</b>	<b>2,395,730</b>	<b>3,297,600</b>	<b>2,381,290</b>	<b>2,580,090</b>	<b>3,133,300</b>

**Country Club Fund**



## Township of Bensalem

Account Number	Account Description	Actual 12/31/20	2021 Budget	Actual 9/30/21	Projected 12/31/21	2022 Budget	
<b><u>EXPENDITURES</u></b>							
<b><u>Salaries &amp; Benefits</u></b>							
07452	41400	Salaries & Wages - Golf	594,026	748,200	493,666	687,741	769,200
07452	41920	FICA/SUI	77,254	121,400	70,776	98,600	131,600
07452	41950	Workers' Compensation	15,960	15,900	15,900	15,900	18,800
07452	41960	Health Insurance	76,181	107,000	38,755	51,673	107,300
07452	41970	Pension	42,976	53,200	37,207	53,200	39,000
07459	41400	Salaries & Wages - Banquet	252,421	455,900	232,286	323,605	550,100
Subtotal			1,058,818	1,501,600	888,590	1,230,719	1,616,000
<b><u>Operating Expenses</u></b>							
07	47235	Lease Rental Payment-Interest	1,351	5,900	109	5,900	5,900
07452	42140	Computer Upgrades	4,667	8,000	-	8,000	8,000
07452	42210	Golf - Turf Protection	34,860	45,000	40,404	45,000	50,000
07452	42220	Golf - Fertilizers/Seed/Sod/Sand	35,784	45,000	18,039	34,052	50,000
07452	42230	Golf - Irrigation & Repairs	3,086	20,000	4,262	5,682	20,000
07452	42310	Golf - Fuel	22,458	30,000	15,196	20,261	35,000
07452	42380	Golf - Clothing and Uniforms	1,108	3,000	-	-	3,000
07452	42390	Golf - Pro Shop Costs	98,190	85,000	99,281	99,281	100,000
07452	42620	Golf - Supplies	22,900	30,000	10,684	14,245	30,000
07452	42620	COV19 Golf - Supplies	1,295	-	150	150	-
07452	43510	Golf - Property Insurance	27,538	21,000	20,588	21,000	25,500
07452	43710	Golf - Storm Damage	-	5,500	3,599	4,798	6,000
07452	43711	Golf - Course Repairs	39,117	45,000	21,594	28,792	45,000
07452	43716	Golf - Landscaping/Tree Maintenance	1,650	7,500	3,770	7,500	10,000
07452	43740	Golf - Machinery and Equipment Repair	40,058	35,000	17,612	23,482	35,000
07452	44600	Golf - Travel	3,679	5,000	29	38	5,000
07452	46705	Golf - Social Membership	9,758	28,000	9,318	12,424	30,000
Subtotal			347,498	418,900	264,633	330,605	458,400
07459	42000	Banquet - Supplies	63,342	51,000	26,418	35,224	57,100
07459	42000	COV19 Banquet - Supplies	1,874	-	-	-	-
07459	42140	Computer Upgrades	2,000	-	821	1,095	-
07459	42291	Banquet - Food	100,416	241,500	126,127	168,169	266,400
07459	42292	Banquet - Liquor	73,683	99,000	83,092	110,789	114,000
07459	43001	Banquet - Licenses	2,560	3,500	940	1,253	3,500
07459	43410	Banquet - Advertising	14,705	35,000	9,719	12,959	35,000
07459	43510	Banquet - Property Insurance	26,275	30,700	23,155	30,700	23,700
07459	43740	Banquet - Machinery and Equipment Repair	11,804	15,900	6,280	8,373	16,000
07459	43800	Banquet - Linens	4,887	15,000	6,158	8,210	16,300
07459	44600	Banquet - Travel	600	-	-	-	-
Subtotal			302,145	491,600	282,710	376,773	532,000
<b><u>General &amp; Administrative Expenses</u></b>							
07451	42100	Office Supplies	4,150	14,000	4,234	5,645	14,000
07451	43100	Professional Fees	144,226	145,000	123,098	145,000	145,000
07451	43110	Auditing Services	3,000	3,500	3,500	3,500	3,500
07451	43140	Legal Services	-	5,700	-	-	5,700
07451	43190	Computer Tech Support	1,331	8,100	3,557	4,742	13,800
07451	43191	Credit Card Fees	29,547	30,000	22,221	29,628	31,000
07451	43192	Point of Sale Fees	1,650	5,000	2,250	3,000	5,000
07451	43193	Security	1,548	1,700	648	864	1,700
07451	43200	Communications	4,412	10,000	6,060	10,000	10,500
07451	43600	Public Utilities Service	80,738	98,000	51,548	77,322	100,000
07451	43670	Trash Removal	17,149	25,000	14,350	21,526	26,000
07451	43730	Building Repairs	24,431	60,000	15,055	20,074	60,000
07451	43730	COV19 Building Repairs	1,500	-	-	-	-
07451	44200	Dues & Subscriptions	3,862	6,000	3,985	6,000	6,000
07492	43002	Interfund Transfer	100,000	100,000	100,000	100,000	100,000
Subtotal			417,544	512,000	350,506	427,300	522,200
<b>TOTAL EXPENDITURES</b>			<b>2,126,004</b>	<b>2,924,100</b>	<b>1,786,439</b>	<b>2,365,398</b>	<b>3,128,600</b>
Capital Outlay			44,062	700,000	8,485	46,485	400,000
<b>Ending Working Cash</b>			<b>1,301,844</b>	<b>848,089</b>	<b>1,888,211</b>	<b>1,470,051</b>	<b>1,074,751</b>
Footnote:	Yearly Depreciation Expense		340,000	340,000	-	340,000	340,000

Expenses

Country Club Fund

**Township of Bensalem**

Account Number	Account Description	Actual 12/31/20	2021 Budget	Actual 9/30/21	Projected 12/31/21	2022 Budget
	<b><i>Beginning Balance</i></b>	72,896	290,015	286,668	286,668	354,928
<b><u>REVENUES</u></b>						
17403	30110 Real Estate Taxes	344,548	349,300	316,711	349,300	349,300
17406	34101 Interest	3,073	1,000	2,667	3,556	1,000
	<b><i>TOTAL REVENUES</i></b>	<u>347,620</u>	<u>350,300</u>	<u>319,378</u>	<u>352,856</u>	<u>350,300</u>
<b><u>EXPENDITURES</u></b>						
17403	41870 Compensation Tax Collector	563	600	563	563	600
17403	43171 Act 172 Tax Refunds	7	-	-	-	-
17403	43177 Tax Refunds	203	500	4,033	4,033	500
17438	47600 Major Equipment Purchases	133,075	280,000	264,880	280,000	357,000
	<b><i>TOTAL EXPENDITURES</i></b>	<u>133,848</u>	<u>281,100</u>	<u>269,476</u>	<u>284,596</u>	<u>358,100</u>
	<b><i>Ending Balance</i></b>	<u>286,668</u>	<u>359,215</u>	<u>336,570</u>	<u>354,928</u>	<u>347,129</u>

**Road Machinery Fund**

## Township of Bensalem

Account Number	Account Description	Actual 12/31/20	2021 Budget	Actual 9/30/21	Projected 12/31/21	2022 Budget
<i>Beginning Balance</i>		9,472,191	7,342,071	7,080,404	7,080,404	3,197,844
<b><u>REVENUES</u></b>						
18406	34101	Interest	95,275	90,000	54,362	72,482
18406	33890	Miscellaneous	23,000	-	55,301	55,301
18406	39110	General Sales of Fixed Assets	-	-	57,532	57,532
18438	33501	STERD RACP State Road	-	1,750,000	-	-
18438	30020	ARPA Deposit-Storm Water	-	-	-	1,750,000
18454	33501	CPTRL Central Park Trail-DCED	-	79,000	231,049	231,049
1845440	30040	SPLSH Spray Water Park	-	-	-	200,000
18438	30010	HRADS Adaptive Signal System Hulmeville Rd Grant	-	500,000	-	500,000
18438	30010	BPADS Adaptive Signal System Bristol Pike	-	740,000	-	740,000
18438	30010	CRNBN Cornwells Basin Grant	-	-	173,170	173,170
18492	39201	Interfund Transfer-General Fund	-	2,000,000	-	-
18492	39201	Interfund Transfer-Trust Fund	3,450,200	1,000,000	-	1,549,800
<b>TOTAL REVENUES</b>			<b>3,568,475</b>	<b>6,159,000</b>	<b>571,413</b>	<b>589,534</b>
<b><u>EXPENDITURES</u></b>						
18401	47600	Major Equipment	-	-	11,055	11,055
18401	47600	CHBAV Council Chambers Upgrades	-	-	29,759	29,759
18406	42140	Computer Upgrades	47,563	15,400	580	15,400
18409	47306	Administration Wing Building Improvements	36,607	-	-	-
18406	47600	PHONE Phone System Upgrade	-	-	-	24,000
18410	42140	Computer Upgrades	165,570	138,600	5,220	138,600
18410	47304	K-9 Police Canine Building	322,855	-	87,249	87,249
18410	47306	Police Department Building Improvements	5,750	-	-	-
18438	43900	I95SL I-95 Slip Ramp	8,790	1,000,000	-	-
18438	43900	STERD RACP River Renaissance	122,226	3,500,000	1,394	1,394
18438	47280	EDCUR Eddington Curbing Replacement	-	-	2,840	150,000
18438	47281	BPADS Adaptive Signal System Bristol Pike	1,083	925,000	-	925,000
18438	47281	HRADS Adaptive Signal System Hulmeville Rd	5,857	626,000	8,745	8,745
18438	47281	RG TAR Richeliu Road Turning Arrow	-	-	-	-
18438	47303	CRNBN Cornwells Basin	485	-	460	460
18438	47303	DEPSW DEP Storm Water Management	30,641	600,000	35,349	50,349
18438	47303	SWR18 Storm Water Restoration	393,265	972,000	-	-
18438	47303	BBDP Bensalem Blvd Storm Water Restoration	-	-	88,962	133,962
18438	47303	CADP Clark Ave Storm Water Restoration	-	-	36	36
18438	47303	CLBSN Cricket Lane Basin Restoration	-	-	472	230,472
18438	47303	F&ADP Ford & Adams Storm Water Restoration	-	-	1,229	156,152
18438	47303	HULCC Hulmeville Rd Storm Water Restoration	-	-	27,706	367,699
18438	47303	SRDP Sarmiento Rd Storm Water Restoration	-	-	230,263	230,263
18438	47303	TBBSN Township Building Basin Restoration	-	-	472	120,472
18438	47303	WADP Woodbine Ave Storm Water Restoration	-	-	15,879	275,879
18438	47306	HVACP Public Works HVAC	35,500	-	-	-
18438	47620	PAV19 Road Repaving	341,762	-	-	-
18438	47620	PAV21 Road Repaving	4,556	3,800,000	806,944	1,994,553
18492	43002	Cart Path Repaving	-	450,000	-	-
18492	43002	Bridge Replacement	-	150,000	-	250,000
18454	47200	ARMST/YEZZI Field Lighting	565,122	-	-	-
18454	47200	CPLGT Field Lighting	206,900	-	-	-
18454	47200	LINPK Lin Park Bridge	213	50,000	12,690	59,344
18454	47200	HCKEY Community Park Hockey Rink	-	-	-	100,000
18454	47200	SPLSH Spray Water Park	-	-	-	400,000
18454	46180	CPTRL Central Park Trail	167,141	-	3,441	3,441
18454	47140	TRIFE Trifecta Acquisition	3,498,377	1,228,200	17,401	17,401
18454	47140	TRILI Trifecta Land Improvements	-	-	30,660	364,927
18454	47140	TRIBI Trifecta Building Improvements	-	-	24,482	24,482
<b>TOTAL EXPENDITURES</b>			<b>5,960,261</b>	<b>13,455,200</b>	<b>1,443,287</b>	<b>4,472,094</b>
<i>Ending Balance</i>			<b>7,080,404</b>	<b>45,871</b>	<b>6,208,531</b>	<b>3,197,844</b>

Capital Improvement Fund

**Township of Bensalem**

Account Number	Account Description	Actual 12/31/20	2021 Budget	Actual 9/30/21	Projected 12/31/21	2022 Budget
	<b>Beginning Balance</b>	88,039	1,621	13,098	13,098	31,758
<b>REVENUES</b>						
20403	30110 Real Estate Taxes	300	-	-	-	-
20406	34101 Interest	5,602	6,000	14,707	22,060	10,000
20492	39201 Interfund Transfer	4,225,000	4,840,000	4,840,000	4,840,000	4,839,500
	<b>TOTAL REVENUES</b>	<b>4,230,902</b>	<b>4,846,000</b>	<b>4,854,707</b>	<b>4,862,060</b>	<b>4,849,500</b>
<b>EXPENDITURES</b>						
20403	43177 Tax Refunds	-	5,000	-	5,000	5,000
20406	43182 Paying Agent	4,625	20,000	3,250	20,000	20,000
2047104N	43183 2004 Note Principal	270,000	275,000	275,000	275,000	279,000
2047107N	43183 2007 Note Principal	1,450,000	1,482,000	1,482,000	1,482,000	1,518,000
2047112A	43183 2012A Note Principal	240,000	245,000	245,000	245,000	249,000
2047115B	43183 2015 Bond Principal	1,215,000	1,475,000	1,475,000	1,475,000	1,515,000
2047217A	43183 2017 Note Principal	203,000	208,000	208,000	208,000	214,000
2047120B	43183 2020 Bond Principal	-	245,000	245,000	245,000	245,000
2047204N	43184 2004 Note Interest	38,579	34,200	25,783	34,200	29,700
2047207N	43184 2007 Note Interest	302,471	269,200	203,209	269,200	234,800
2047212A	43184 2012A Note Interest	58,412	54,200	41,083	54,200	49,900
2047215B	43184 2015 Bond Interest	129,288	100,000	57,844	100,000	66,500
2047217A	43184 2017 Note Interest	119,654	114,100	85,786	114,100	108,400
2047220B	43184 2020 Bond Interest	274,817	316,700	159,494	316,700	311,800
	<b>TOTAL EXPENDITURES</b>	<b>4,305,843</b>	<b>4,843,400</b>	<b>4,506,449</b>	<b>4,843,400</b>	<b>4,846,100</b>
	<b>Ending Balance</b>	<b>13,098</b>	<b>4,221</b>	<b>361,356</b>	<b>31,758</b>	<b>35,158</b>

**Sinking Fund**

*Township of Bensalem*

Account Number	Account Description	Actual 12/31/20	2021 Budget	Actual 9/30/21	Projected 12/31/21	2022 Budget
	<i>Beginning Balance</i>	47,075,588	43,995,588	45,666,432	45,666,432	46,895,532
<b><u>REVENUES</u></b>						
30406	34101 Interest	1,630,684	500,000	-	500,000	500,000
30492	39201 Interfund Transfer	500,000	500,000	-	500,000	500,000
30492	Trifecta Loan Repayment	-	309,100	-	309,100	309,100
	<b>TOTAL REVENUES</b>	<u>2,130,684</u>	<u>1,309,100</u>	<u>-</u>	<u>1,309,100</u>	<u>1,309,100</u>
<b><u>EXPENDITURES</u></b>						
<u>Operating Expenses</u>						
30406	43100 Professional Services	89,640	80,000	-	80,000	80,000
30	13318 Loan to Capital	3,450,200	1,000,000	-	-	1,549,800
	<b>TOTAL EXPENDITURES</b>	<u>3,539,840</u>	<u>1,080,000</u>	<u>-</u>	<u>80,000</u>	<u>1,629,800</u>
	<i>Ending Balance</i>	<u>45,666,432</u>	<u>44,224,688</u>	<u>45,666,432</u>	<u>46,895,532</u>	<u>46,574,832</u>

**Trust Fund**

**Township of Bensalem**

Account Number	Account Description	Actual 12/31/20	2021 Budget	Actual 9/30/21	Projected 12/31/21	2022 Budget
	<i>Beginning Balance</i>	586,109	560,254	642,114	642,114	550,600
<b><u>REVENUES</u></b>						
35406	34101 Interest	15,939	10,000	9,242	12,323	10,000
35430	33890 Miscellaneous	153,669	30,000	210	210	-
35430	35502 Liquid Fuels Tax	1,643,333	1,688,100	1,526,326	1,526,326	1,503,400
	<b>TOTAL REVENUES</b>	<u>1,812,941</u>	<u>1,728,100</u>	<u>1,535,778</u>	<u>1,538,859</u>	<u>1,513,400</u>
<b><u>EXPENDITURES</u></b>						
35430	47600 Major Equipment	228,078	130,000	13,535	130,000	67,000
35432	43181 Winter Maintenance	175,882	400,000	399,106	400,000	600,000
35433	43181 Traffic Control Devices	330,829	295,200	170,300	227,066	295,200
35437	43181 Vehicle Maintenance & Repairs	114,876	116,400	74,520	99,360	116,400
35438	43181 Maint Repairs Roads Bridges	238,272	105,000	61,085	81,447	105,000
35492	43002 Transfer to General Fund	669,000	692,500	583,604	692,500	750,000
	<b>TOTAL EXPENDITURES</b>	<u>1,756,937</u>	<u>1,739,100</u>	<u>1,302,150</u>	<u>1,630,373</u>	<u>1,933,600</u>
	<i>Ending Balance</i>	<u>642,114</u>	<u>549,254</u>	<u>875,742</u>	<u>550,600</u>	<u>130,400</u>

**State Highway Aid Fund**

## Township of Bensalem

Account Number	Account Description	Actual 12/31/20	2021 Budget	Actual 9/30/21	Projected 12/31/21	2022 Budget
	<i>Beginning Balance</i>	72,518	73,318	73,320	73,320	110
<b><u>REVENUES</u></b>						
37406      34101	Interest	802	600	308	308	-
<b>TOTAL REVENUES</b>		<u>802</u>	<u>600</u>	<u>308</u>	<u>308</u>	<u>-</u>
<b><u>EXPENDITURES</u></b>						
37410      42421	Program Expenses	-	73,900	73,519	73,519	-
<b>TOTAL EXPENDITURES</b>		<u>-</u>	<u>73,900</u>	<u>73,519</u>	<u>73,519</u>	<u>-</u>
	<i>Ending Balance</i>	<u>73,320</u>	<u>18</u>	<u>110</u>	<u>110</u>	<u>110</u>

Treasury Federal Forfeitures Fund

*Township of Bensalem*

Account Number	Account Description	Actual 12/31/20	2021 Budget	Actual 9/30/21	Projected 12/31/21	2022 Budget
	<i>Beginning Balance</i>	15,518	32,520	33,150	33,150	34,114
<b><u>REVENUES</u></b>						
41406	34101 Interest	295	200	275	367	200
41438	33630 Impact Fees Zone 1	17,337	-	598	598	-
	<b>TOTAL REVENUES</b>	<u>17,632</u>	<u>200</u>	<u>873</u>	<u>965</u>	<u>200</u>
<b><u>EXPENDITURES</u></b>						
41492	43002 Interfund Transfer	-	-	-	-	-
	<b>TOTAL EXPENDITURES</b>	<u>-</u>	<u>-</u>	<u>-</u>	<u>-</u>	<u>-</u>
	<i>Ending Balance</i>	<u>33,150</u>	<u>32,720</u>	<u>34,023</u>	<u>34,114</u>	<u>34,314</u>

Impact Fee Zone 1 Fund



*Township of Bensalem*

Account Number	Account Description	Actual 12/31/20	2021 Budget	Actual 9/30/21	Projected 12/31/21	2022 Budget
	<i>Beginning Balance</i>	245,042	271,246	362,788	362,788	366,784
<b><u>REVENUES</u></b>						
42406      34101	Interest	3,007	2,000	2,997	3,996	2,000
42438      33630	Impact Fees Zone 2	114,740	-	-	-	-
<b>TOTAL REVENUES</b>		<u>117,747</u>	<u>2,000</u>	<u>2,997</u>	<u>3,996</u>	<u>2,000</u>
<b><u>EXPENDITURES</u></b>						
42438      43002	Interfund Transfer	-	-	-	-	-
<b>TOTAL EXPENDITURES</b>		<u>-</u>	<u>-</u>	<u>-</u>	<u>-</u>	<u>-</u>
	<i>Ending Balance</i>	<u>362,788</u>	<u>273,246</u>	<u>365,785</u>	<u>366,784</u>	<u>368,784</u>

Impact Fee Zone 2 Fund

*Township of Bensalem*

Account Number	Account Description	Actual 12/31/20	2021 Budget	Actual 9/30/21	Projected 12/31/21	2022 Budget
	<i>Beginning Balance</i>	3,110	3,712	3,712	3,712	3,753
<b><u>REVENUES</u></b>						
43406      34101	Interest	40	100	31	41	100
43438      33630	Impact Fees Zone 3	562	-	-	-	-
<b>TOTAL REVENUES</b>		<u>602</u>	<u>100</u>	<u>31</u>	<u>41</u>	<u>100</u>
<b><u>EXPENDITURES</u></b>						
43492      43002	Interfund Transfer	-	-	-	-	-
<b>TOTAL EXPENDITURES</b>		<u>-</u>	<u>-</u>	<u>-</u>	<u>-</u>	<u>-</u>
	<i>Ending Balance</i>	<u>3,712</u>	<u>3,812</u>	<u>3,743</u>	<u>3,753</u>	<u>3,853</u>

Impact Fee Zone 3 Fund

**Township of Bensalem**

Account Number	Account Description	Actual 12/31/20	2021 Budget	Actual 9/30/21	Projected 12/31/21	2022 Budget
	<b>Beginning Balance</b>	2,788	9,773	9,792	9,792	10,894
<b><u>REVENUES</u></b>						
44406	34101 Interest	68	100	83	110	100
44438	33630 Impact Fees Zone 4	6,937	-	991	991	-
	<b>TOTAL REVENUES</b>	<u>7,005</u>	<u>100</u>	<u>1,074</u>	<u>1,101</u>	<u>100</u>
<b><u>EXPENDITURES</u></b>						
44492	43002 Interfund Transfer	-	-	-	-	-
	<b>TOTAL EXPENDITURES</b>	<u>-</u>	<u>-</u>	<u>-</u>	<u>-</u>	<u>-</u>
	<b>Ending Balance</b>	<u>9,792</u>	<u>9,873</u>	<u>10,866</u>	<u>10,894</u>	<u>10,994</u>

**Impact Fee Zone 4 Fund**

*Township of Bensalem*

Account Number	Account Description	Actual 12/31/20	2021 Budget	Actual 9/30/21	Projected 12/31/21	2022 Budget
	<i>Beginning Balance</i>	95,566	96,621	96,623	96,623	97,687
<b><u>REVENUES</u></b>						
45406      34101	Interest	1,057	800	798	1,064	800
45438      33630	Impact Fees General	-	-	-	-	-
<b>TOTAL REVENUES</b>		<u>1,057</u>	<u>800</u>	<u>798</u>	<u>1,064</u>	<u>800</u>
<b><u>EXPENDITURES</u></b>						
45492      43002	Interfund Transfer	-	-	-	-	-
<b>TOTAL EXPENDITURES</b>		<u>-</u>	<u>-</u>	<u>-</u>	<u>-</u>	<u>-</u>
	<i>Ending Balance</i>	<u>96,623</u>	<u>97,421</u>	<u>97,421</u>	<u>97,687</u>	<u>98,487</u>

**Impact Fee General**

# Township of Bensalem

Account Number	Account Description	Actual 12/31/20	2021 Budget	Actual 9/30/21	Projected 12/31/21	2022 Budget
	<i>Beginning Balance</i>	177,296	183,759	185,775	185,775	150,085
<b><u>REVENUES</u></b>						
46406	34101 Interest	1,990	1,500	1,906	2,541	1,500
46454	33630 Impact Fees Recreation Imp.	10,000	-	87,000	87,000	-
	<b>TOTAL REVENUES</b>	<u>11,990</u>	<u>1,500</u>	<u>88,906</u>	<u>89,541</u>	<u>1,500</u>
<b><u>EXPENDITURES</u></b>						
46454	43720 Park Development	3,511	180,000	125,231	125,231	147,000
	<b>TOTAL EXPENDITURES</b>	<u>3,511</u>	<u>180,000</u>	<u>125,231</u>	<u>125,231</u>	<u>147,000</u>
	<i>Ending Balance</i>	<u>185,775</u>	<u>5,259</u>	<u>149,450</u>	<u>150,085</u>	<u>4,585</u>

Impact Fee Recreation Improvement

**Township of Bensalem**

Account Number	Account Description	Actual 12/31/20	2021 Budget	Actual 9/30/21	Projected 12/31/21	2022 Budget
<b>Beginning Balance</b>		581,207	200,925	285,216	285,216	187,485
<b><u>REVENUES</u></b>						
47406	34101 Interest	4,622	-	2,339	3,119	-
47410	33201 Federal Task Force	47,130	-	85,240	85,240	-
47410	33205 USPIS Forfeit (Postal Service)	-	-	4,205	4,205	-
<b>TOTAL REVENUES</b>		<u>51,752</u>	<u>-</u>	<u>91,784</u>	<u>92,564</u>	<u>-</u>
<b><u>EXPENDITURES</u></b>						
47410	42421 Program Expenses	284,301	128,400	79,481	79,481	112,900
47410	43110 Accounting and Auditing Serv	-	2,500	-	2,500	2,500
47410	47600 Major Equipment	44,600	-	38,313	38,313	-
47492	43002 Transfer to General Fund	18,842	70,000	-	70,000	70,000
<b>TOTAL EXPENDITURES</b>		<u>347,743</u>	<u>200,900</u>	<u>117,794</u>	<u>190,294</u>	<u>185,400</u>
<b>Ending Balance</b>		<u>285,216</u>	<u>25</u>	<u>259,205</u>	<u>187,485</u>	<u>2,085</u>

Justice Federal Forfeitures Func

*Township of Bensalem*

Account Number	Account Description	Actual 12/31/20	2021 Budget	Actual 9/30/21	Projected 12/31/21	2022 Budget
	<i>Beginning Balance</i>	28,510	61,554	63,138	63,138	34,243
<b><u>REVENUES</u></b>						
49406	34101 Interest	634	400	491	654	400
49410	33871 Fees, Charges & Donations	46,595	45,000	5,450	5,450	45,000
	<b>TOTAL REVENUES</b>	<u>47,229</u>	<u>45,400</u>	<u>5,941</u>	<u>6,104</u>	<u>45,400</u>
<b><u>EXPENDITURES</u></b>						
49410	42493 P.A.L. Expenses	12,600	106,900	25,083	35,000	79,600
	<b>TOTAL EXPENDITURES</b>	<u>12,600</u>	<u>106,900</u>	<u>25,083</u>	<u>35,000</u>	<u>79,600</u>
	<i>Ending Balance</i>	<u>63,138</u>	<u>54</u>	<u>43,996</u>	<u>34,243</u>	<u>43</u>

**P. A. L. Fund**

## Township of Bensalem

Account Number	Account Description	Actual 12/31/20	2021 Budget	Actual 9/30/21	Projected 12/31/21	2022 Budget
	<i>Beginning Balance</i>	57,786	61,549	57,901	57,901	52,703
<b><u>REVENUES</u></b>						
84406 34101	Interest	626	200	451	602	200
84410 33871	Fees, Charges & Donations	13,250	6,000	12,200	12,200	6,000
	<b>TOTAL REVENUES</b>	<u>13,876</u>	<u>6,200</u>	<u>12,651</u>	<u>12,802</u>	<u>6,200</u>
<b><u>EXPENDITURES</u></b>						
84410 42493	B.B.B. Expenses	13,760	58,000	16,479	18,000	58,000
	<b>TOTAL EXPENDITURES</b>	<u>13,760</u>	<u>58,000</u>	<u>16,479</u>	<u>18,000</u>	<u>58,000</u>
	<i>Ending Balance</i>	<u>57,901</u>	<u>9,749</u>	<u>54,073</u>	<u>52,703</u>	<u>903</u>

Building a Better Bensalem Fund



# Township of Bensalem

Account Number	Account Description	Actual 12/31/20	2021 Budget	Actual 9/30/21	Projected 12/31/21	2022 Budget
	<i>Beginning Balance</i>	0	0	0	-	-
<b><u>REVENUES</u></b>						
86462 35109	HUD	334,626	370,000	230,464	370,000	370,000
	<b>TOTAL REVENUES</b>	<u>334,626</u>	<u>370,000</u>	<u>230,464</u>	<u>370,000</u>	<u>370,000</u>
<b><u>EXPENDITURES</u></b>						
41400	Administration	50,104	53,300	30,040	53,300	53,100
86462 42493	Expenditures-HUD	284,522	316,700	200,424	316,700	316,900
	<b>TOTAL EXPENDITURES</b>	<u>334,626</u>	<u>370,000</u>	<u>230,464</u>	<u>370,000</u>	<u>370,000</u>
	<i>Ending Balance</i>	<u>0</u>	<u>0</u>	<u>0</u>	<u>-</u>	<u>-</u>

Community Development Fund

**Township of Bensalem**

Account Number	Account Description	Actual 12/31/20	2021 Budget	Actual 9/30/21	Projected 12/31/21	2022 Budget
	<b><i>Beginning Balance</i></b>	100,326	119,218	116,424	116,424	62,331
<b><u>REVENUES</u></b>						
87406	34101 Interest	892	500	680	907	500
87438	33570 Grants-County Redevelopment	151,384	165,000	68,908	138,500	165,000
87438	33871 Fees, Charges & Donations	23,040	25,000	6,500	6,500	25,000
	<b><i>TOTAL REVENUES</i></b>	<u>175,316</u>	<u>190,500</u>	<u>76,088</u>	<u>145,907</u>	<u>190,500</u>
87492	39201 *Interfund Transfer	-	75,000	-	-	75,000
	<b><i>ADJUSTED TOTAL REVENUES WITH INTERFUND TRANSFER</i></b>	<u>175,316</u>	<u>265,500</u>	<u>76,088</u>	<u>145,907</u>	<u>265,500</u>
<b><u>EXPENDITURES</u></b>						
87438	42493 T. A. G. Expenses	159,218	200,000	116,181	200,000	200,000
	<b><i>TOTAL EXPENDITURES</i></b>	<u>159,218</u>	<u>200,000</u>	<u>116,181</u>	<u>200,000</u>	<u>200,000</u>
	*Interfund Transfer not included in ending balance	-	(75,000)	-	-	(75,000)
	<b><i>Ending Balance</i></b>	<u>116,424</u>	<u>109,718</u>	<u>76,332</u>	<u>62,331</u>	<u>52,831</u>

**T.A.G. Fund**

\*Footnote: The \$75,000 interfund transfer will only happen if the Redevelopment Authority does not approve the grant request.

**Township of Bensalem**

Account Number	Account Description	Actual 12/31/20	2021 Budget	Actual 9/30/21	Projected 12/31/21	2022 Budget
<b>Beginning Balance</b>		403,173	606,910	664,608	664,608	958,822
<b>REVENUES</b>						
88406	33500	Donations-"Holiday Heart"	2,000	-	625	625
88406	33600	Flood Donations	-	-	6,705	541,705
88406	34101	Interest	5,793	2,000	5,828	7,770
88410	32080	Video Arraignment Initiative	114,500	100,000	173,677	173,677
88410	33871	Fees, Charges & Donations	23,851	-	7,700	7,700
88410	34610	Canine Donations	10,000	-	-	-
88410	39111	Grant Reserve	-	500,000	-	-
8841030	30010	LLE20 PA Gaming Control Board - Local Law Enforcement	221,025	-	-	-
8841030	30010	CDINT Public Safety Initiative Grant	-	-	-	929,000
8841040	32103	RAD20 *Grants - RDA Bensalem Radios	153,328	-	-	-
8841040	32103	RAD21 *Grants - RDA Bensalem Radios	-	200,000	-	-
8841040	30040	COMIN *Grants - RDA Computer Integration	100,000	220,000	77,514	115,600
8841040	30040	YWCA *Grants - RDA Bucks County YWCA	18,400	-	36,167	36,167
8846240	30040	LIVEN *Grants - RDA Livengrin Transitional Housing	-	-	-	250,000
8841110	30020	FIR19 *Grants - DCED PEMA COVID 19 Fire	23,973	-	-	-
8841140	30040	FIR20 *Grants - RDA Fire Upgrades	70,000	-	-	-
8841140	30040	FIR21 *Grants - RDA Fire Upgrades	-	700,000	70,000	70,000
8841140	30040	FIR22 *Grants - RDA Fire Upgrades	-	-	-	350,000
8841240	30040	STRKE *Grants - RDA EMS Stroke Unit	-	-	-	150,000
8841130	33501	FREQ1 Grants-State Fire Marshall Grant	12,879	14,000	13,303	13,303
8846230	30010	LGRN2 Grants-RACP Livingrin	25,000	-	-	-
<b>TOTAL REVENUES</b>		<b>780,748</b>	<b>1,736,000</b>	<b>391,518</b>	<b>966,546</b>	<b>2,410,600</b>
<b>EXPENDITURES</b>						
88406	43500	Donations-"Holiday Heart"	3,614	9,900	-	9,900
88406	43710	Storm Damage	-	-	82,857	204,551
88410	42080	Video Arrangement Initiative	103,553	230,000	52,221	120,000
88410	42080	CIV20 Video Arrangement Initiative	12,979	-	-	-
88410	43110	Auditing Services	-	25,000	-	25,000
88410	44580	Community Policing	12,389	75,000	13,932	75,000
88410	44610	Canine Donation	7,171	4,700	-	4,700
88410	49110	Grant Reserve	-	500,000	-	-
8841030	42001	LLE20 PA Gaming Control Board - Local Law Enforcement	-	221,100	-	-
8841030	42001	CDINT Public Safety Initiative Grant	-	-	-	929,000
8841040	42103	RAD20 *Grants - RDA Bensalem Radios	153,328	-	-	-
8841040	42103	RAD21 *Grants - RDA Bensalem Radios	-	200,000	-	-
8841040	42001	COMIN *Grants - RDA Computer Integration	100,000	220,000	77,514	115,600
8841040	42001	YWCA *Grants - RDA Bensalem Radios	18,400	-	36,167	36,167
8841140	47500	FIR19 *Grants - DCED-PEMA COVID 19 Fire	-	-	23,112	23,112
8841140	47600	FIR20 *Grants - RDA Fire Upgrades	70,000	-	-	-
8841140	47600	FIR21 *Grants - RDA Fire Upgrades	-	700,000	70,000	70,000
8841140	47600	FIR22 *Grants - RDA Fire Upgrades	-	-	-	350,000
8841240	42001	STRKE *Grants - RDA EMS Stroke Unit	-	-	-	150,000
8846240	42001	LIVEN *Grants - RDA Livengrin Transitional Housing	-	-	-	250,000
8841130	47600	FREQ1 Grants-State Fire Equipment Grant	12,879	14,000	13,303	13,303
8846230	45404	LGRN2 Grants-RACP Livingrin	25,000	-	-	-
<b>TOTAL EXPENDITURES</b>		<b>519,312</b>	<b>2,199,700</b>	<b>369,106</b>	<b>672,333</b>	<b>2,839,300</b>
<b>Ending Balance</b>		<b>664,608</b>	<b>143,210</b>	<b>687,021</b>	<b>958,822</b>	<b>530,122</b>

**Community Spirit Fund**

\*Footnote: The Radio Payment and the Fire Grant are requested from the Bucks County Redevelopment Authority.

# Township of Bensalem

## All Funds

### 5 Year Budget Projection

Fund	Projected					
	2020	2021	2022	2023	2024	2025
<b><i>Beginning Balance</i></b>	85,541,305	83,112,534	79,247,539	65,495,540	61,971,339	57,804,238
<b><u>REVENUE</u></b>						
General	49,857,469	50,411,036	50,048,000	50,917,700	51,805,500	52,711,600
Street Light	699,445	673,306	645,100	658,000	671,200	684,600
Street Light LED Project	-	-	-	-	-	-
Fire Companies	2,174,438	2,117,124	2,111,900	2,154,100	2,197,200	2,241,200
Rescue Squad	1,097,205	1,086,293	1,083,500	1,105,200	1,127,300	1,149,800
Parks & Recreation	1,913,406	2,034,464	2,209,800	2,254,000	2,299,100	2,345,100
Country Club	2,395,730	2,580,090	3,133,300	3,196,000	3,259,900	3,325,100
Road Machinery	347,620	352,856	350,300	357,300	364,400	371,700
Capital Improvement	3,568,475	589,534	9,578,600	700,000	700,000	700,000
Sinking	4,230,902	4,862,060	4,849,500	4,500,000	4,500,000	4,500,000
Trust Fund	2,130,684	1,309,100	1,309,100	1,309,100	1,309,100	1,309,100
State Highway Aid	1,812,941	1,538,859	1,513,400	1,543,700	1,574,600	1,606,100
Treasury Federal Forfeitures	802	308	-	-	-	-
Impact Fees	144,042	7,167	3,200	3,200	3,200	3,200
P&R Impact Fees	11,990	89,541	1,500	1,500	1,500	1,500
Justice Federal Forfeitures	51,752	92,564	-	-	-	-
P. A. L.	47,229	6,104	45,400	45,400	45,400	45,400
Building a Better Bensalem	13,876	12,802	6,200	6,200	6,200	6,200
Community Development	334,626	370,000	370,000	370,000	370,000	370,000
Towns Against Graffiti	175,316	145,907	190,500	190,500	190,500	190,500
Community Spirit	780,748	966,546	2,410,600	809,600	809,600	809,600
Total	71,788,694	69,245,661	79,859,900	70,121,500	71,234,700	72,370,700
<b><u>EXPENDITURES</u></b>						
General	49,228,106	51,706,379	58,204,300	54,568,200	56,013,400	57,501,700
Street Light	761,419	748,716	828,300	844,900	861,800	879,000
Street Light LED Project	-	-	74,100	-	-	-
Fire Companies	2,172,876	2,138,595	2,111,900	2,154,100	2,197,200	2,241,200
Rescue Squad	1,096,926	1,099,878	1,083,500	1,105,200	1,127,300	1,149,800
Park & Recreation	1,700,571	2,010,365	3,052,600	3,174,700	3,301,700	3,433,800
County Club	2,126,004	2,365,398	3,128,600	3,191,200	3,255,000	3,320,100
County Club - Capital	44,062	46,485	400,000	-	-	-
Road Machinery	133,848	284,596	358,100	357,300	364,400	371,700
Capital Improvement	5,960,261	4,472,094	12,081,700	700,000	700,000	700,000
Sinking	4,305,843	4,843,400	4,846,100	4,500,000	4,500,000	4,500,000
Trust Fund	3,539,840	80,000	1,629,800	80,000	80,000	80,000
State Highway Aid	1,756,937	1,630,373	1,933,600	1,543,700	1,574,600	1,606,100
Treasury Federal Forfeitures	-	73,519	-	-	-	-
Impact Fees	-	-	-	3,200	3,200	3,200
P&R Impact Fees	3,511	125,231	147,000	1,500	1,500	1,500
Justice Federal Forfeitures	347,743	190,294	185,400	-	-	-
P. A. L.	12,600	35,000	79,600	45,400	45,400	45,400
Building a Better Bensalem	13,760	18,000	58,000	6,200	6,200	6,200
Community Development	334,626	370,000	370,000	370,000	370,000	370,000
Towns Against Graffiti	159,218	200,000	200,000	190,500	190,500	190,500
Community Spirit	519,312	672,333	2,839,300	809,600	809,600	809,600
Total	74,217,465	73,110,656	93,611,900	73,645,701	75,401,801	77,209,801
<b><i>Ending Balance</i></b>	83,112,534	79,247,539	65,495,540	61,971,339	57,804,238	52,965,138

Projection

All Funds